

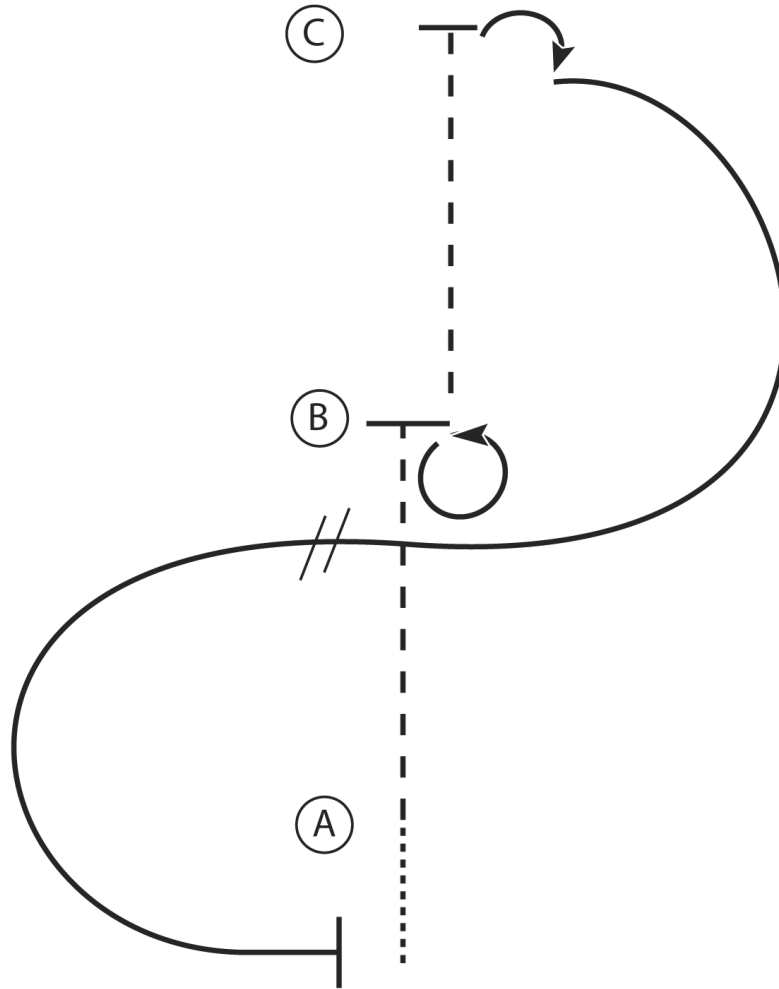
Summit County Open Show

Class #35 and #36 Western Horsemanship

Show Date: 05-02-2026

w w w . H o r s e S h o w P a t t e r n s . c o m

w w w . H o r s e S h o w P a t t e r n s . c o m



1. Walk to A
2. Jog A to B
3. Stop at B and perform a 360 degree turn to the left
4. Jog B to C
5. Stop at C and perform a 90 degree turn to the right
6. Lope a half circle to B on the right lead
7. At B perform a lead change and lope a half circle to A on the left lead
8. Stop at A

Walk
Jog	-----
Extended Jog	-----
Lope	—————
Leg Yield	
Lead Change	↘ ↙
Back	←←←← ←←←←
Marker	(B)
Sidepass	←←←←

[WH/2-30]

Pattern Provided by:

Candice M Wile

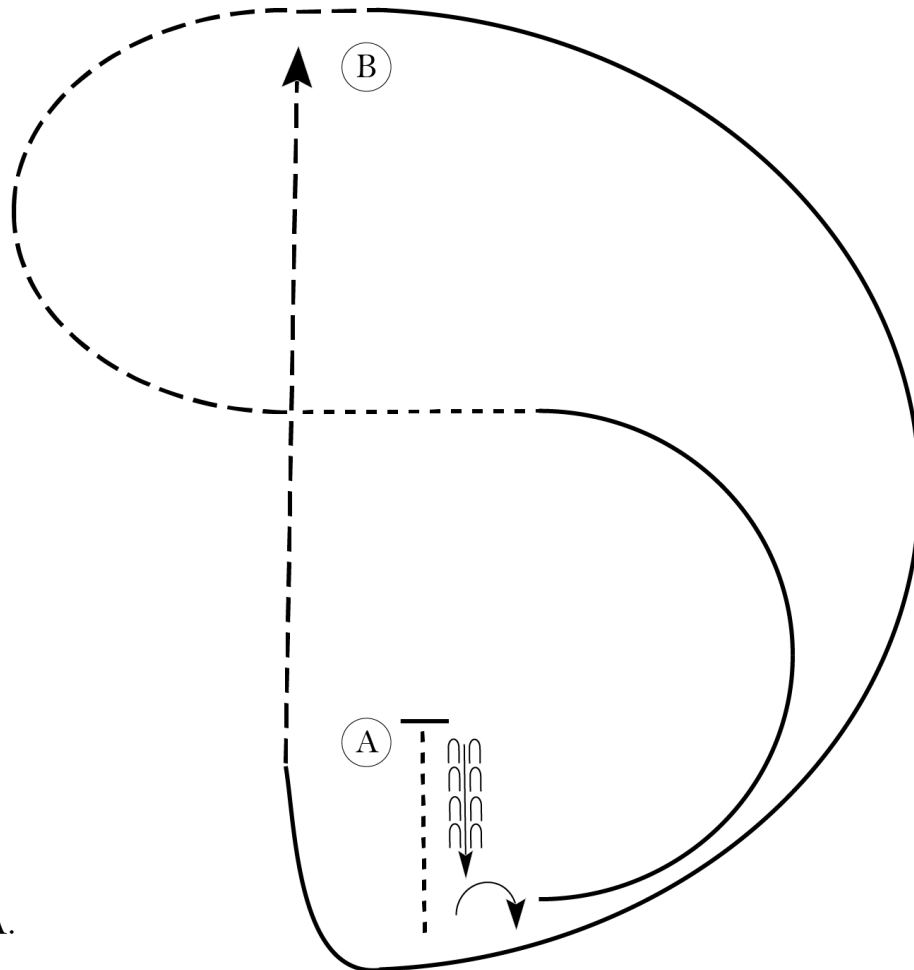
Summit County Open Show

Class #26 and #27 English Equitation

Show Date: 05-02-2026

w w w . H o r s e S h o w P a t t e r n s . c o m

w w w . H o r s e S h o w P a t t e r n s . c o m



Be ready before A.

1. Walk to A, stop and back approximately one horse length.
2. Perform a 90 degree forehand turn right.
3. Canter on the left lead in a half circle to center of pattern.
4. Walk 2-3 horse lengths.
5. Sitting trot in a half circle to B.
6. Canter on the right lead to and around A.
7. Trot on the left diagonal to B.

Pattern is over once you pass B.

Walk	-----
Trot	- - - - -
Extended Trot	-----
Canter	—————
Leg Yield	
Lead Change	↙ ↘
Back	← ← ← ← ←
Marker	⊙
Sidepass	← ← ← ← ←
Hand Gallop	-----

[HSE/2-67]

Pattern Provided by:

Candice M Wile

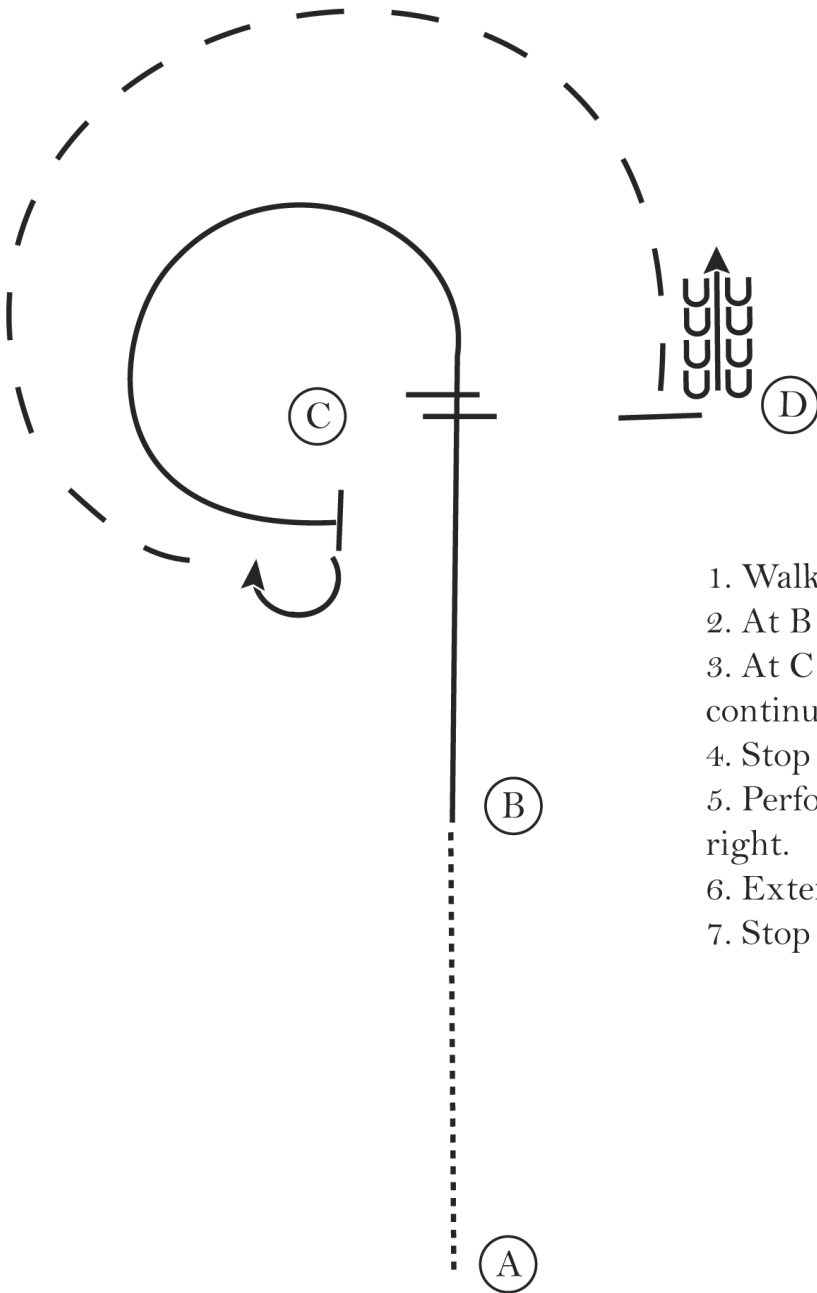
Summit County Open Show

Class #14 and #15 Ranch Horsemanship

Show Date: 05-02-2026

www.HorseShowPatterns.com

www.HorseShowPatterns.com



1. Walk A to B.
2. At B lope on the right lead to C.
3. At C perform a lead change and continue on the left lead around C.
4. Stop at C.
5. Perform a 180 degree turn to the right.
6. Extend the jog around C.
7. Stop at D and back 4 steps.

Walk
Jog	- - - - -
Extended Jog	- - - - -
Lope	—————
Leg Yield	
Lead Change	———/———
Back	←←←←← ———
Marker	⊙
Sidepass	←———←

[WH/2-1]

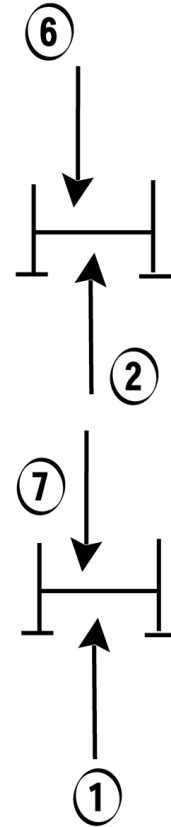
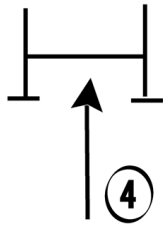
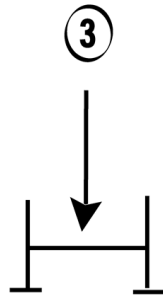
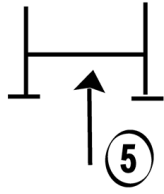
Pattern Provided by:

Candice M Wile

Summit County Open Show

Class #10 Small Equine Jumper in Hand

Show Date: 05-02-2026



w w w . H o r s e S h o w P a t t e r n s . c o m

w w w . H o r s e S h o w P a t t e r n s . c o m

[MHP/H-8]

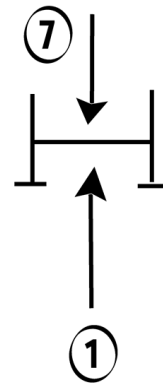
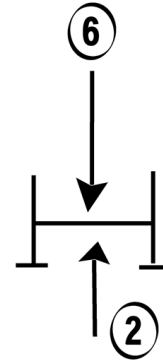
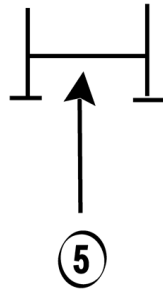
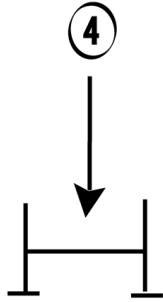
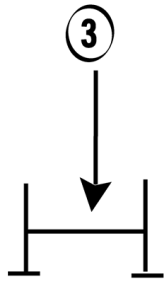
Pattern Provided by:

Candice M Wile

Summit County Open Show

Class #9 Small Equine Hunter in Hand

Show Date: 05-02-2026



w w w . H o r s e S h o w P a t t e r n s . c o m

w w w . H o r s e S h o w P a t t e r n s . c o m

[MHP/H-6]

Pattern Provided by:

Candice M Wile


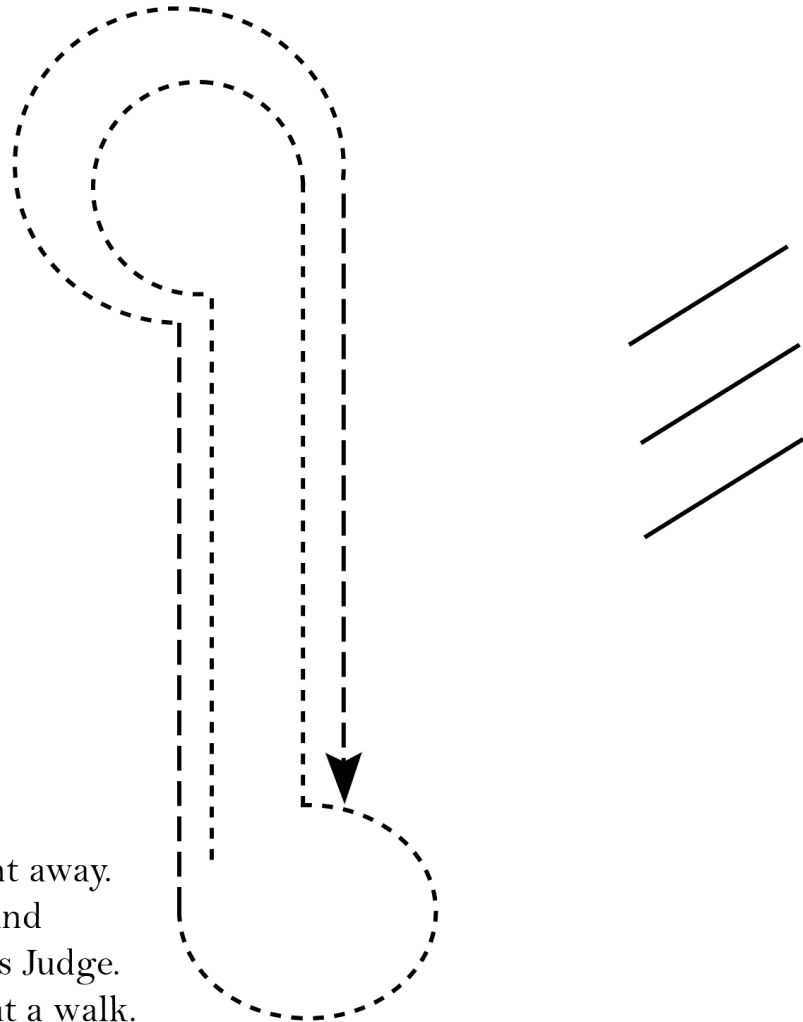
Summit County Open Show

Class #8 Draft Showmanship

Show Date: 05-02-2026

w w w . H o r s e S h o w P a t t e r n s . c o m

w w w . H o r s e S h o w P a t t e r n s . c o m



1. From Judge, walk straight away. Walk a "golf club" loop and continue walking towards Judge.
2. Make a "golf club" loop at a walk. When lined up with Judge, trot in a straight line away from Judge.
3. Walk a "golf club" loop and trot the remainder of the way back to Judge. Set up for inspection (may turn horse 45 degrees either direction).
4. When dismissed, trot away from Judge.

J

- Walk -----
- Trot - - - - -
- Back ←
- Marker **(B)**
- Judge **(J)**

[DP/S-1]

Pattern Provided by:
Candice M Wile

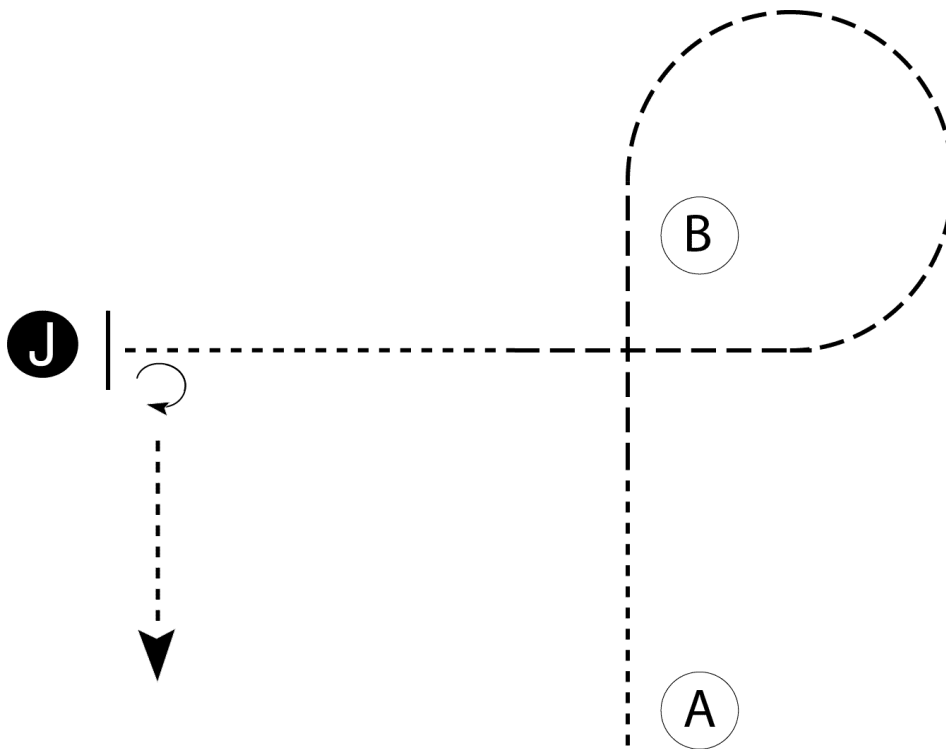
Summit County Open Show

Class #7 Small Equine showmanship

Show Date: 05-02-2026

w w w . H o r s e S h o w P a t t e r n s . c o m

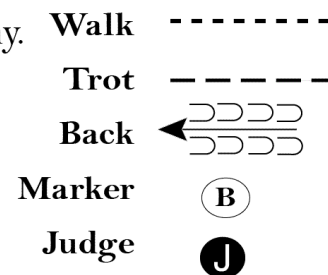
w w w . H o r s e S h o w P a t t e r n s . c o m



Be ready at A.

1. Walk halfway to B.
2. Trot to and around B as shown.
3. When just past B, walk to Judge and set up for inspection.
4. When dismissed, perform a 270 degree turn and trot away.

Follow the instructions of your ring steward.



[MHP/S-4]

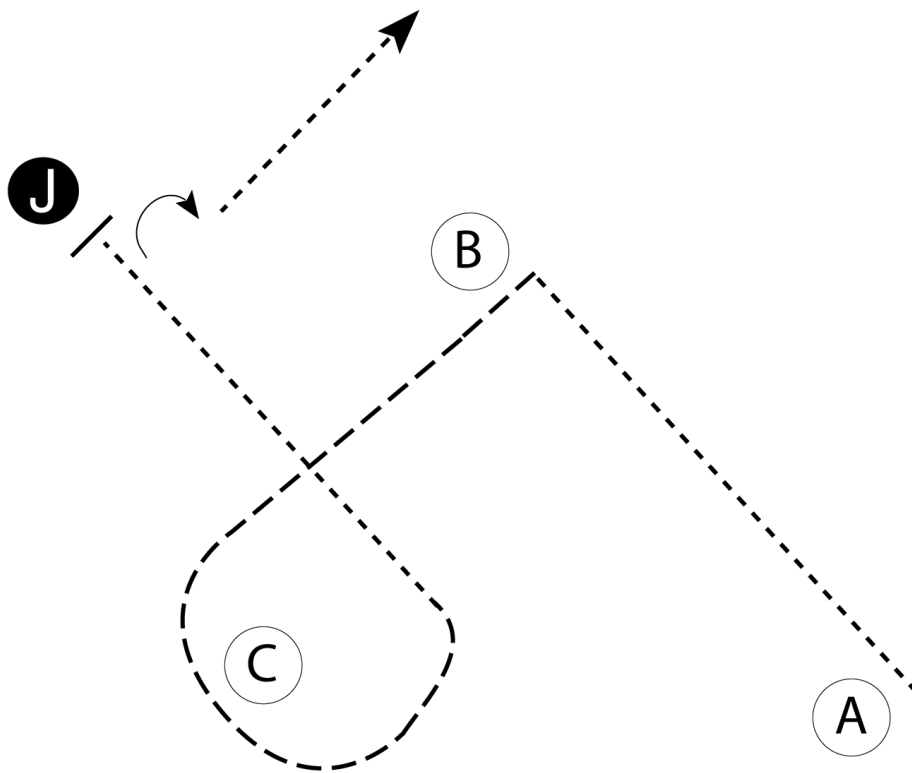
Pattern Provided by:

Candice M Wile

Summit County Open Show

Class #5 and #6 English Showmanship

Show Date: 05-02-2026



Be ready at A.

1. Walk from A to B.
2. Turn left at B and trot to and around C as shown.
3. Walk from C to judge.
4. Stop and set up for inspection.
5. When dismissed, perform a 90 degree turn and walk away.

Follow the instructions of your ring steward.

Walk	-----
Trot	- - - - -
Back	← ⊞ ⊞ ⊞ ⊞
Marker	⊞
Judge	●

[S/1-47]

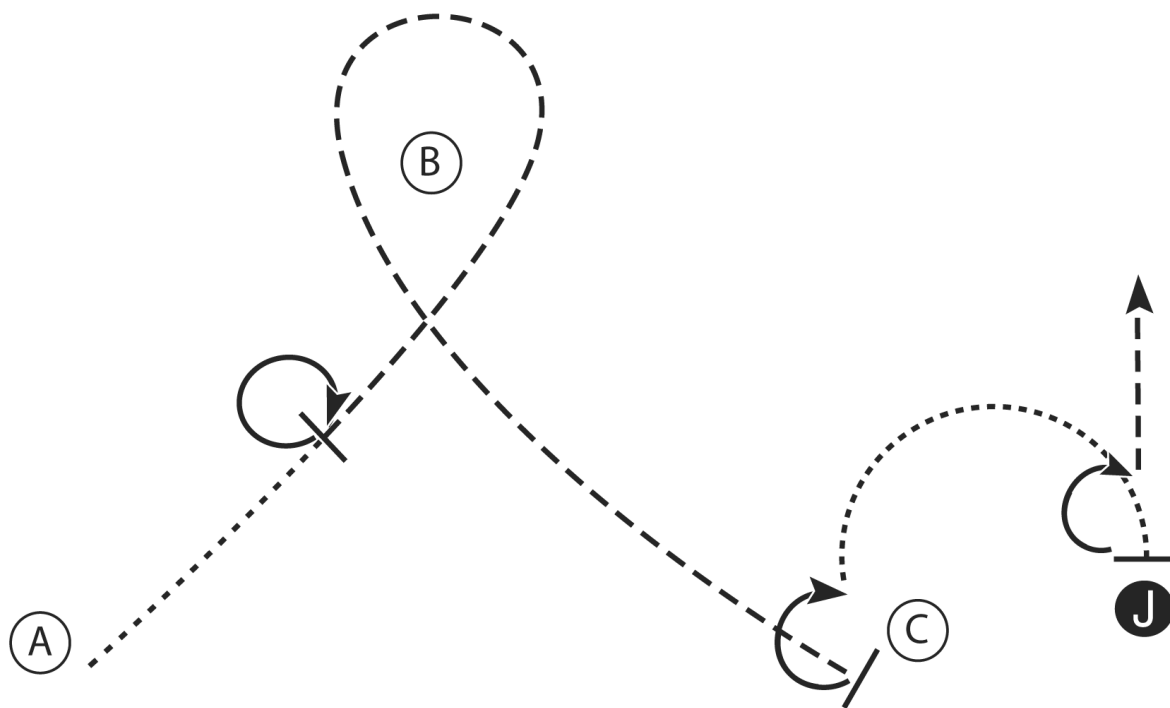
Pattern Provided by:

Candice M Wile

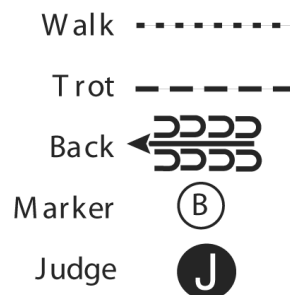
Summit County Open Show

Class #3 and #4 Western Showmanship

Show Date: 05-02-2026



1. Walk A towards B
2. When halfway to B stop and perform a 360 degree turn
3. Trot to and around B and continue to C
4. At C stop and perform a 225 degree turn
5. Walk in a half circle to the judge
6. Stop and set up for inspection
7. When dismissed perform a 180 degree turn and trot straight away from the judge



[S/3-2]

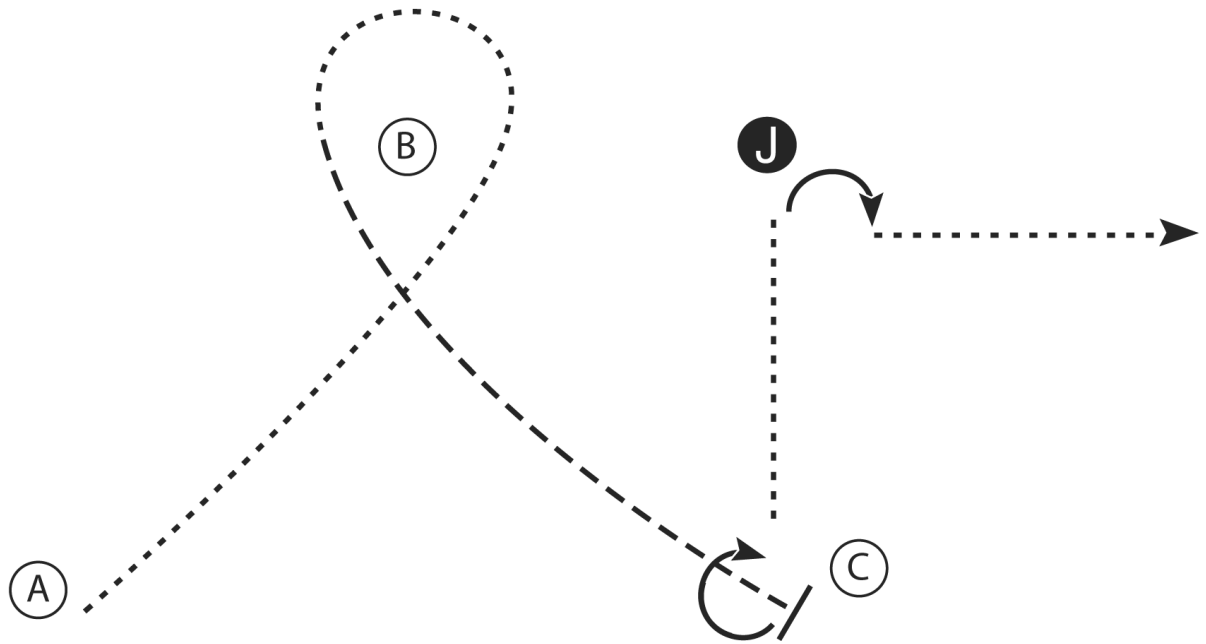
Pattern Provided by:

Candice M Wile

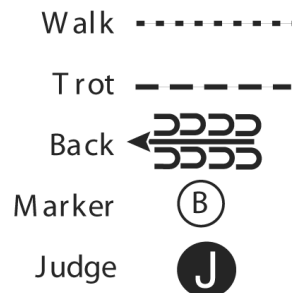
Summit County Open Show

Class #1 and #2 Ranch Showmanship

Show Date: 05-02-2026



1. Walk A to and around B
2. At B trot to C
3. Stop at C and perform a 225 degree turn
4. Walk to the judge and set up for inspection
5. When dismissed perform a 90 degree turn and walk straight away from the judge



[S/1-1]

Pattern Provided by:

Candice M Wile