

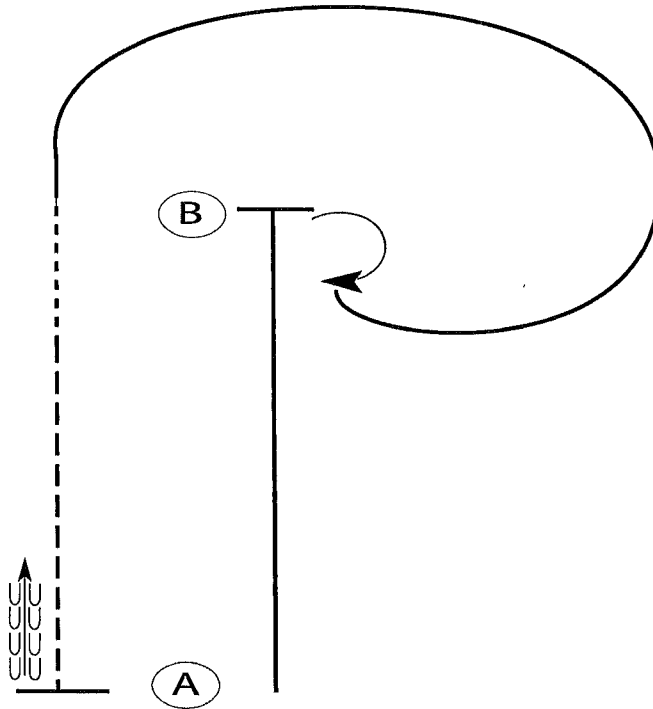
Summit County Fair HMS/Equitation

Open Western Horsemanship

Show Date: 07-23-2025

www.HorseShowPatterns.com

www.HorseShowPatterns.com



Be ready at A.

1. Lope on the right lead to B.
2. Turn 180 degrees to the right.
3. Lope on the left lead back around to B.
4. At B, break to the walk.
5. Walk approximately 10 feet.
6. Jog to A.
7. Stop at A and back approximately one horse length.

Follow the instructions of your ring steward.

Walk	-----
Jog	-----
Extended Jog	-----
Lope	=====
Leg Yield	
Lead Change	---/---
Back	← ← ← ← ←
Marker	(B)
Sidepass	←-----→

[WH/2-43]

Pattern Provided by:
Horse Committee

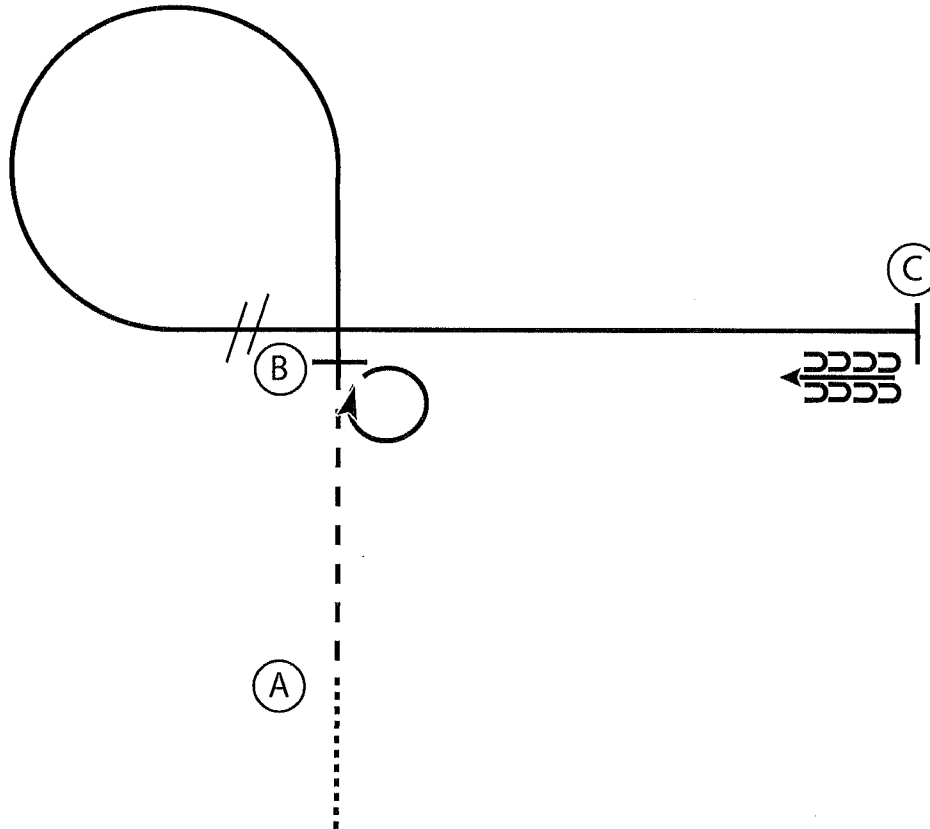
Summit County Fair HMS/Equitation

Open Ranch Horsemanship

Show Date: 07-23-2025

www.HorseShowPatterns.com

www.HorseShowPatterns.com



1. Walk to A
2. At A jog to B
3. Stop at B and perform a 360 degree turn to the right
4. Lope a circle to the left
5. At B perform a lead change and continue to C
6. At C stop and back 5 steps

Walk
Jog	-----
Extended Jog	-----
Lope	=====
Leg Yield	
Lead Change	/
Back	←←←←←
Marker	(B)
Sidepass	- - - - ->

[WH/2-10]

Pattern Provided by:

Horse Committee

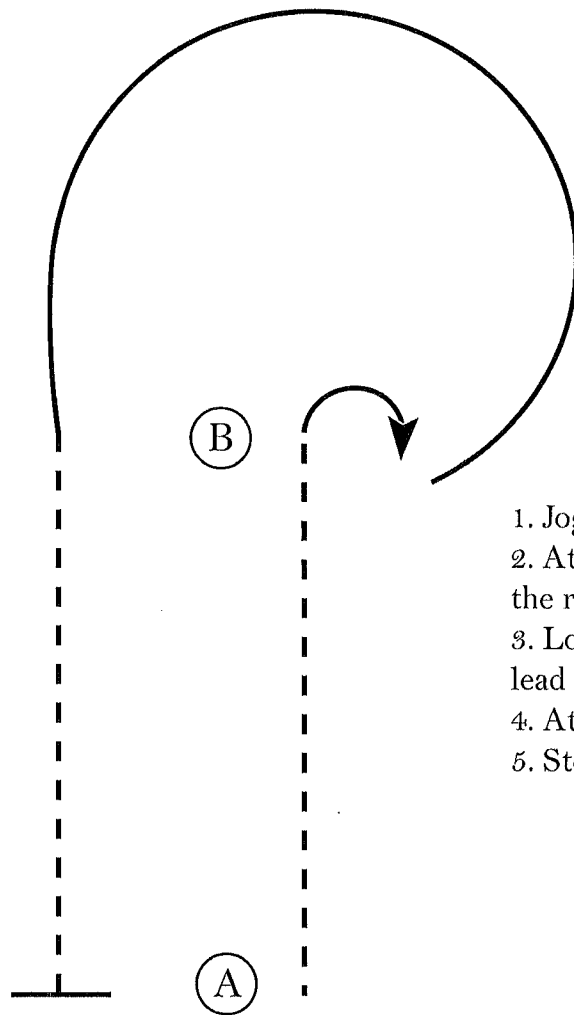
Summit County Fair HMS/Equitation

Novice Western Horsemanship

Show Date: 07-23-2025

www.HorseShowPatterns.com

www.HorseShowPatterns.com



1. Jog A to B
2. At B perform a 90 degree turn to the right
3. Lope a circle around B on the left lead
4. At B jog to A
5. Stop at A.

Walk
Jog	-----
Extended Jog	-----
Lope	=====
Leg Yield	
Lead Change	↗↘
Back	←←←←←
Marker	⊙
Sidepass	←---→

[WH/1-14]

Pattern Provided by:

Horse Committee

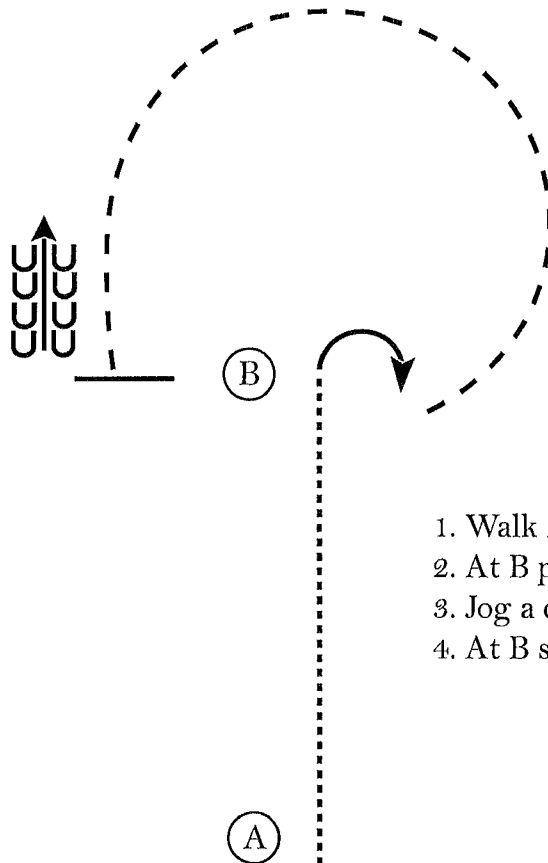
Summit County Fair HMS/Equitation

W/T Western Horsemanship

Show Date: 07-23-2025

www.HorseShowPatterns.com

www.HorseShowPatterns.com



1. Walk A to B
2. At B perform a 90 degree turn to the right
3. Jog a circle around B
4. At B stop and back 4 steps

Walk
Jog	- - - - -
Extended Jog	— — — — —
Lope	—————
Leg Yield	
Lead Change	— / —
Back	← u u u u
Marker	⊙ B
Sidepass	— < — > —

[WH/WT-7]

Pattern Provided by:

Horse Committee

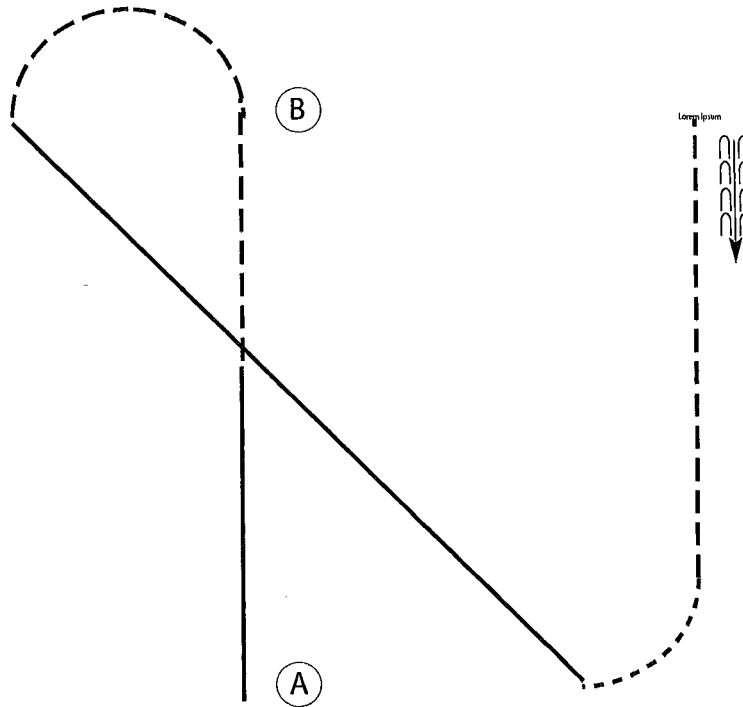
Summit County Fair HMS/Equitation

Open English Equitation

Show Date: 07-23-2025

www.HorseShowPatterns.com

www.HorseShowPatterns.com



Be ready at A.

1. Canter right lead to center of pattern.
2. Posting trot right diagonal in half circle.
3. Canter on the left lead until even with A.
4. Walk with FORWARD motion in a quarter circle (crawling will be a minus maneuver).
5. Posting trot on the left diagonal until even with B.
6. Stop and back 4 steps. Pattern is complete.

Walk	-----
Trot	- - - - -
Extended Trot	— — — — —
Canter	— — — — —
Leg Yield	
Lead Change	— / —
Back	← ← ← ← ←
Marker	(B)
Sidepass	— < — < —
Hand Gallop	— — — — —

[HSE/2-114]

Pattern Provided by:

Horse Committee

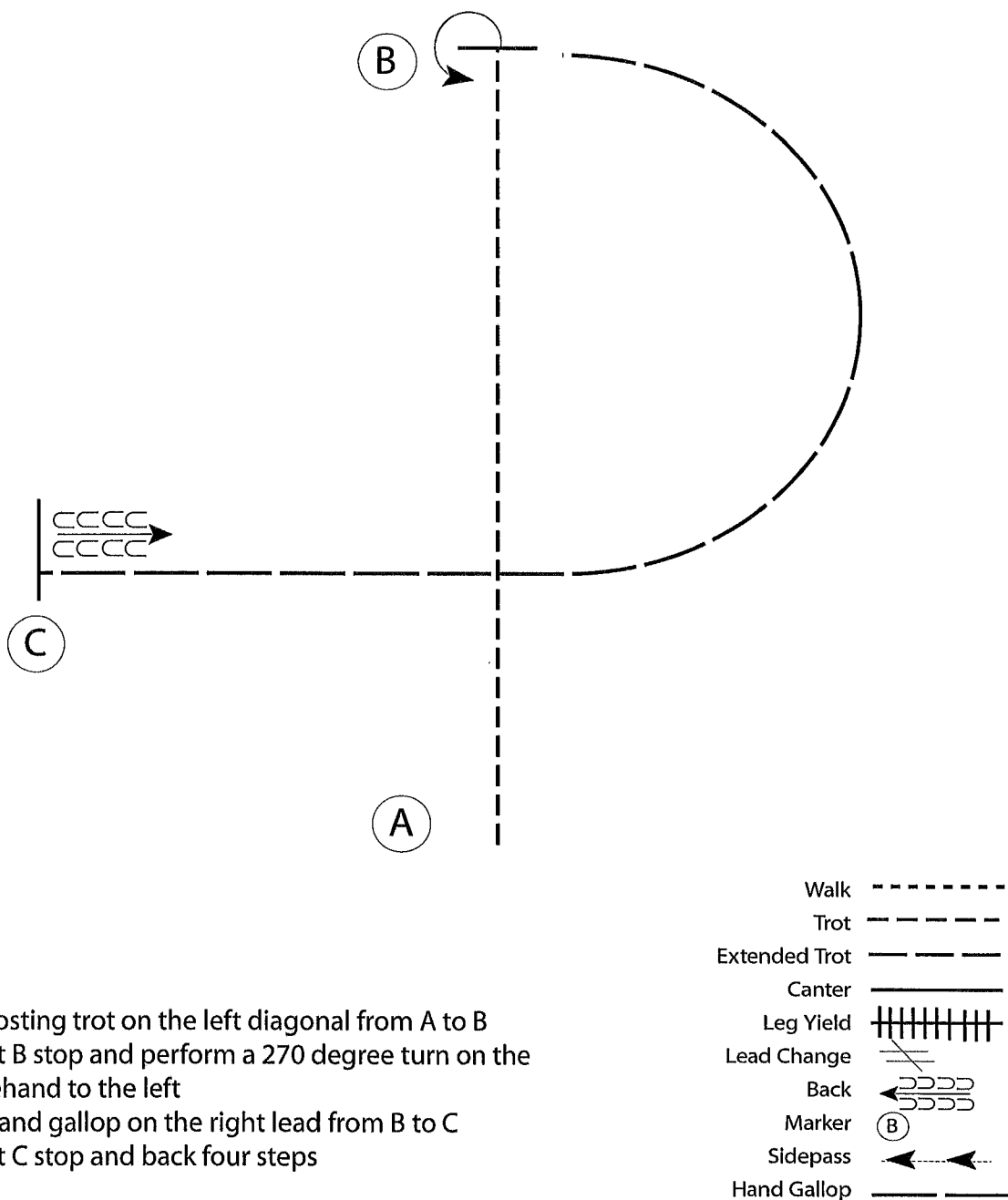
Summit County Fair HMS/Equitation

Open Sport Horse Equitation

Show Date: 07-23-2025

www.HorseShowPatterns.com

www.HorseShowPatterns.com



[HSE/2-30]

Pattern Provided by:

Horse Committee

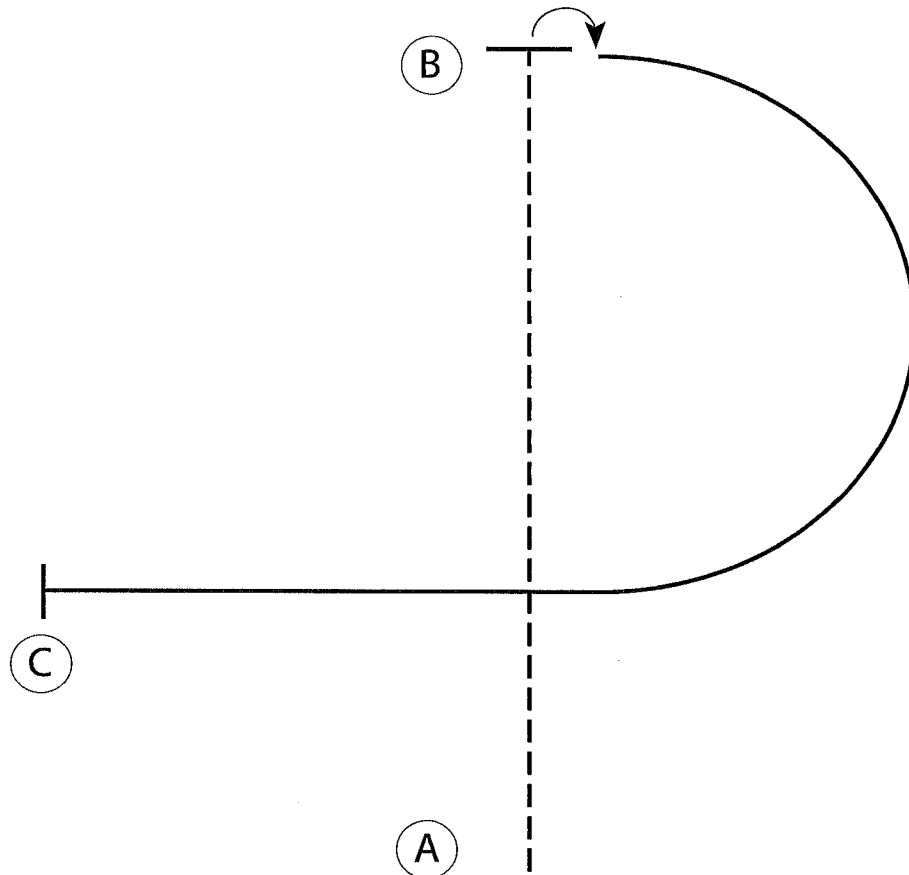
Summit County Fair HMS/Equitation

Novice English Equitation

Show Date: 07-23-2025

www.HorseShowPatterns.com

www.HorseShowPatterns.com



1. Posting trot on the left diagonal from A to B
2. At B stop and perform a 90 degree turn on the forehand to the right
3. Canter on the right lead from B to C
4. At C stop

Walk	-----
Trot	- - - - -
Extended Trot	— — — —
Canter	—————
Leg Yield	
Lead Change	↗ ↘
Back	← ← ← ←
Marker	(B)
Sidepass	← — — — →
Hand Gallop	—— — —

[HSE/1-28]

Pattern Provided by:

Horse Committee

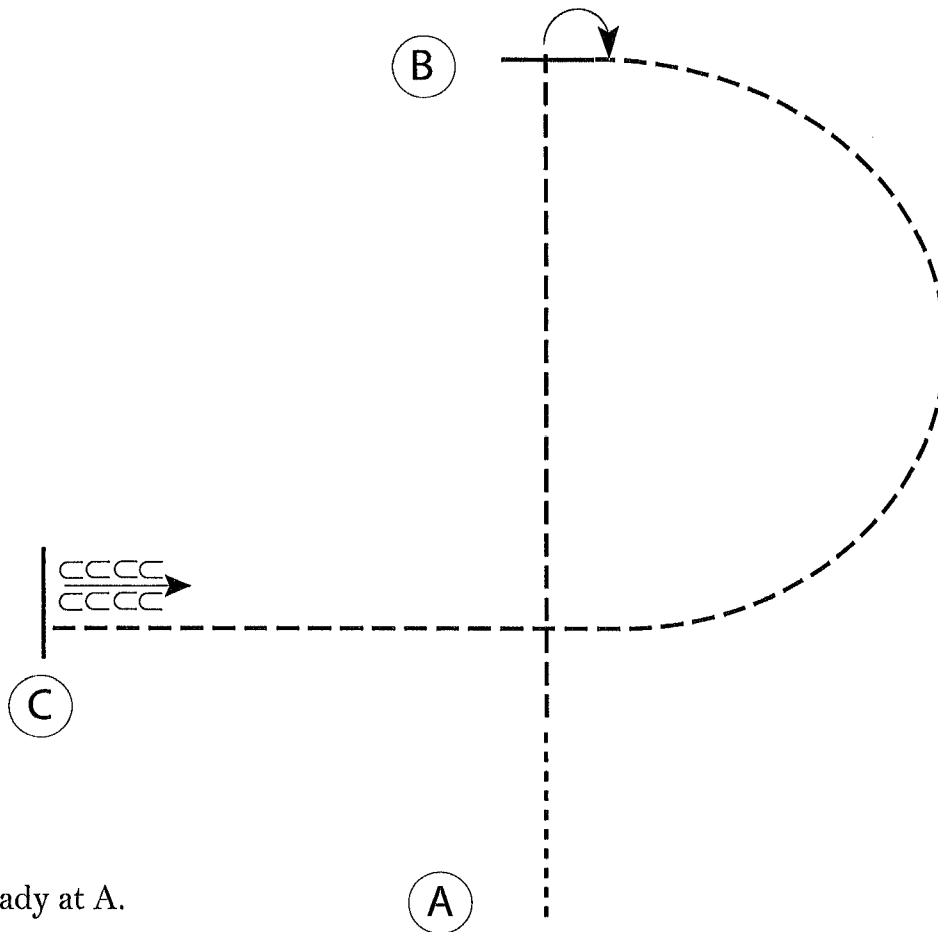
Summit County Fair HMS/Equitation

W/T English Equitation

Show Date: 07-23-2025

www.HorseShowPatterns.com

www.HorseShowPatterns.com



Be ready at A.

1. Walk from A until even with C.
2. Posting trot on the right diagonal to B.
3. At B, stop and perform a 90 degree turn on the forehand to the right.
4. Posting trot on the left diagonal from B to C.
5. At C stop and back approximately one horse length.

Follow the instructions of your ring steward.

Walk	-----
Trot	- - - - -
Extended Trot	— — — — —
Canter	— — — — —
Leg Yield	
Lead Change	— — — — —
Back	← ← ← ← ←
Marker	(B)
Sidepass	— — — — —
Hand Gallop	— — — — —

[HSE/WT-30]

Pattern Provided by:

Horse Committee

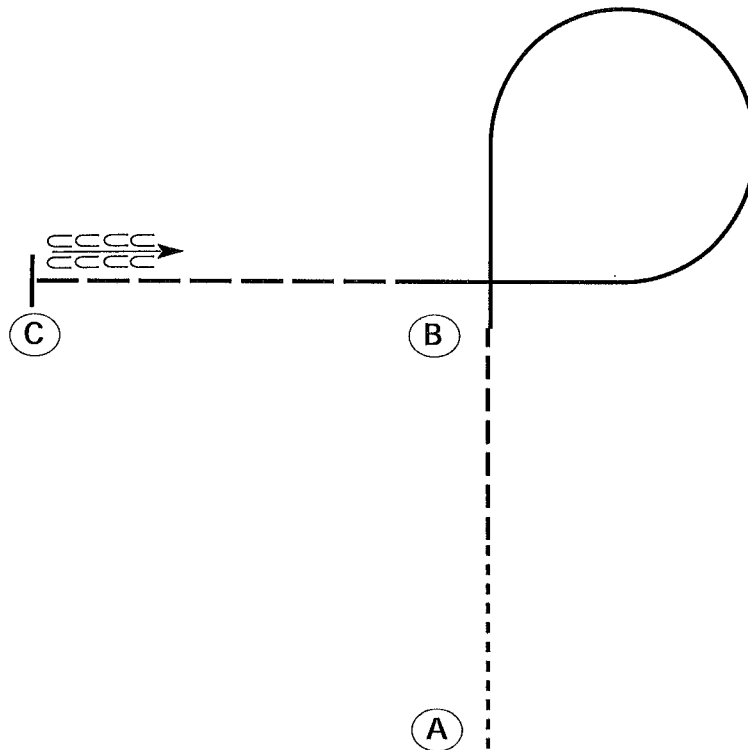
Summit County Fair HMS/Equitation

Open Contest Horsemanship

Show Date: 07-23-2025

www.HorseShowPatterns.com

www.HorseShowPatterns.com



Be ready at A.

1. Walk from A 1/2 way to B.
2. Jog the rest of the way to B.
3. Lope a circle to the right.
4. Perform an extended jog from B to C.
5. Stop at C and back one horse length.

Retire to the rail or line up at a jog.

Walk -----

Jog - - - - -

Extended Jog - - - - -

Lope _____

Leg Yield |||||

Lead Change /

Back < < < <

Marker (B)

Sidepass < < < <

[WH/1-25]

Pattern Provided by:

Horse Committee

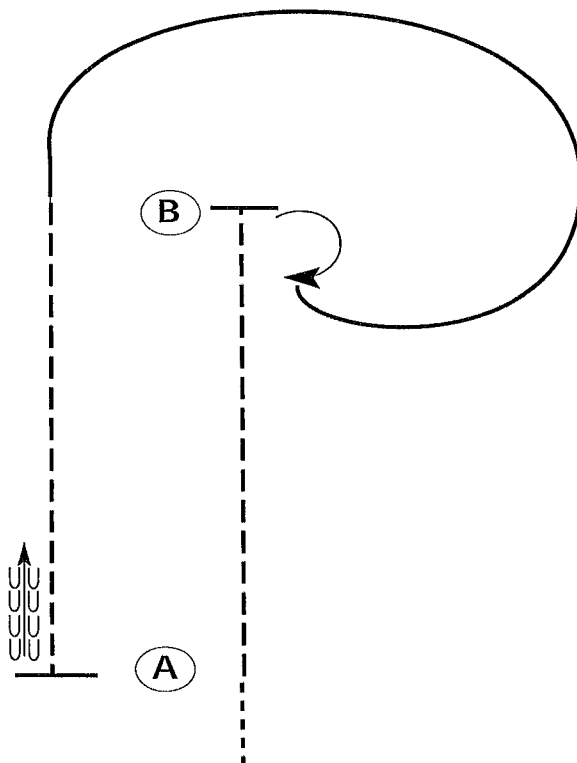
Summit County Fair HMS/Equitation

Novice Contest Horsemanship

Show Date: 07-23-2025

w w w . H o r s e S h o w P a t t e r n s . c o m

w w w . H o r s e S h o w P a t t e r n s . c o m



Be ready before A.

1. Walk to A.
2. Jog to B.
3. Turn 180 degrees to the right.
4. Lope on the left lead back around to B.
5. Jog from B to A.
6. Stop at A and back approximately one horse length.

Follow the instructions of your ring steward.

Walk	-----
Jog	-----
Extended Jog	-----
Lope	-----
Leg Yield	+++++
Lead Change	---/---
Back	←←←←←
Marker	(B)
Sidepass	←-----→

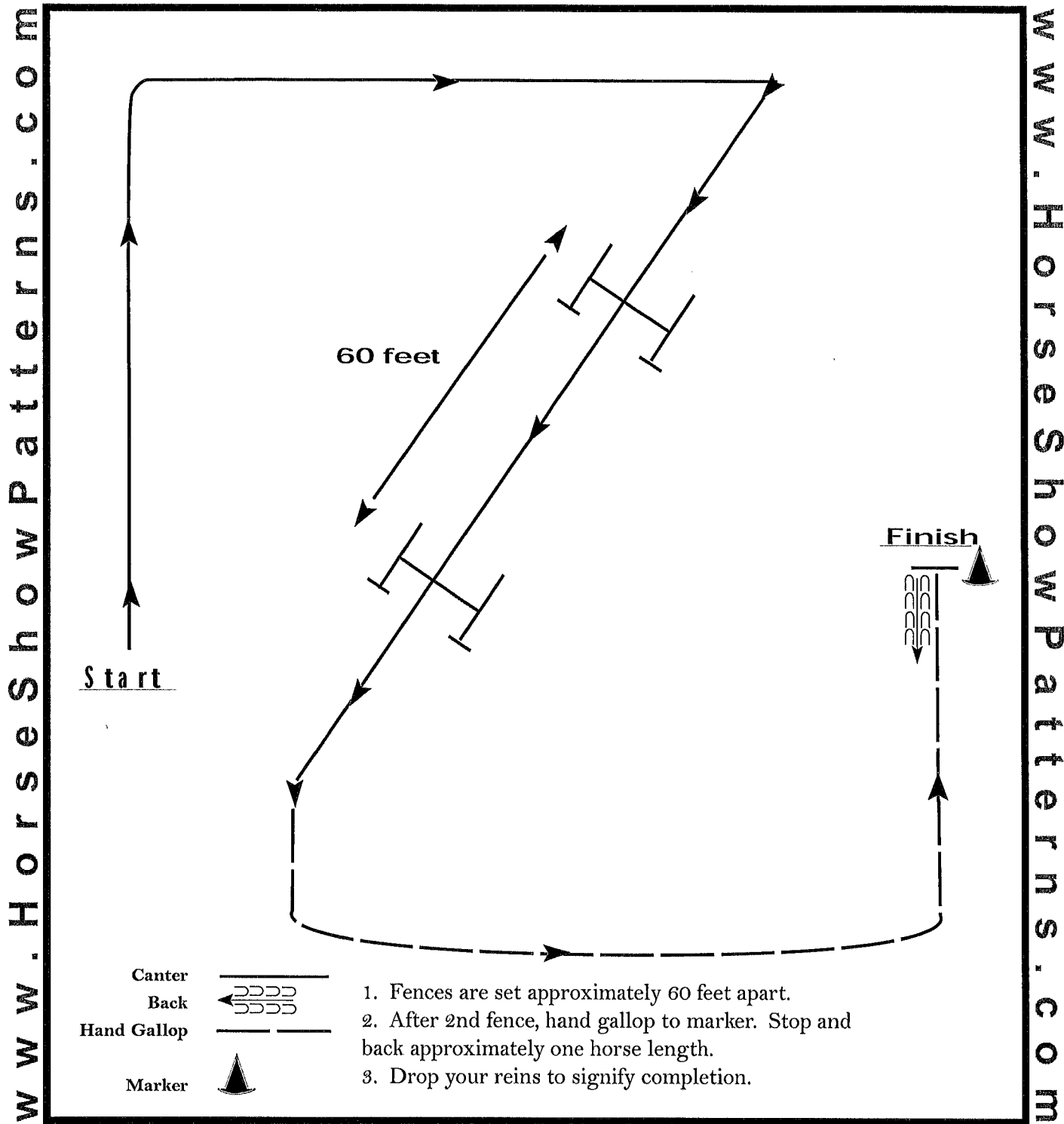
[WH/1-44]

Pattern Provided by:
Horse Committee

Summit County Fair HMS/Equitation

Hunter Hack All Divisions

Show Date: 07-23-2025



[HH/60-18]

Pattern Provided by:
Horse Committee

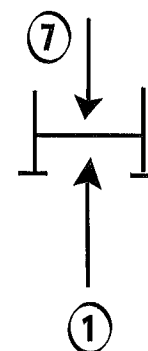
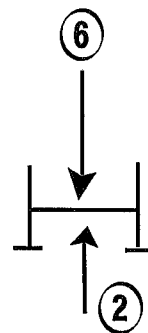
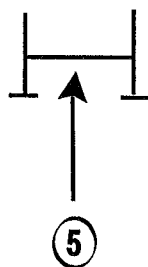
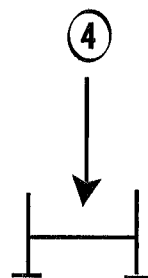
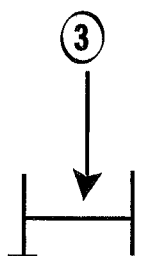
Summit County Fair H/J In Hand

Jumper In Hand

Show Date: 07-23-2025

www.HorseShowPatterns.com

www.HorseShowPatterns.com



[MHP/H-6]

Pattern Provided by:
Horse Committee

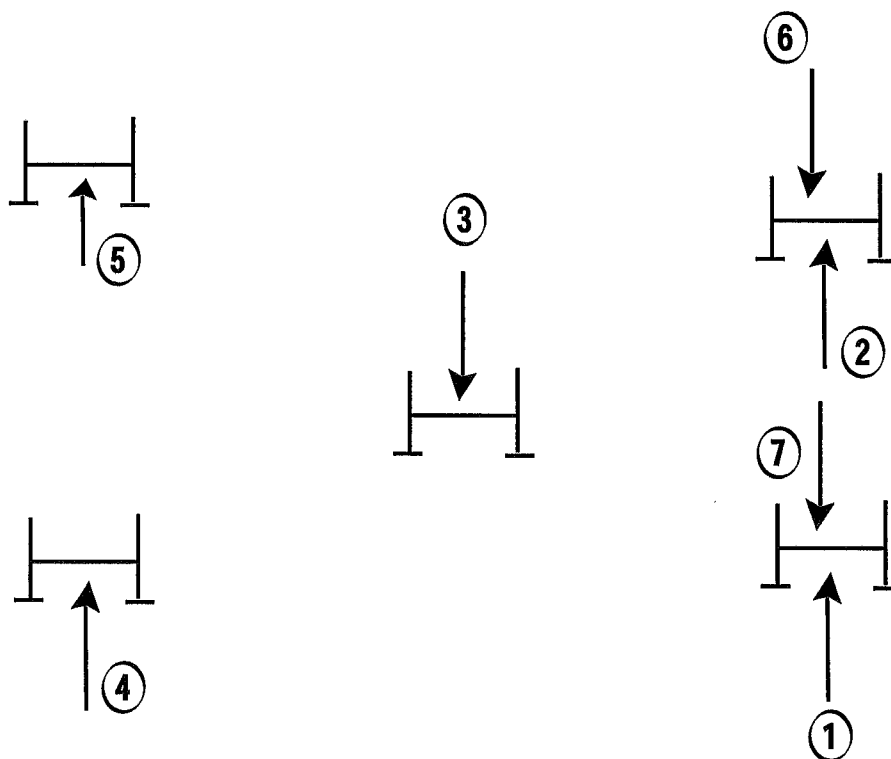
Summit County Fair H/J In Hand

Hunter In Hand

Show Date: 07-23-2025

www.HorseShowPatterns.com

www.HorseShowPatterns.com



[MHP/H-8]

Pattern Provided by:
Horse Committee

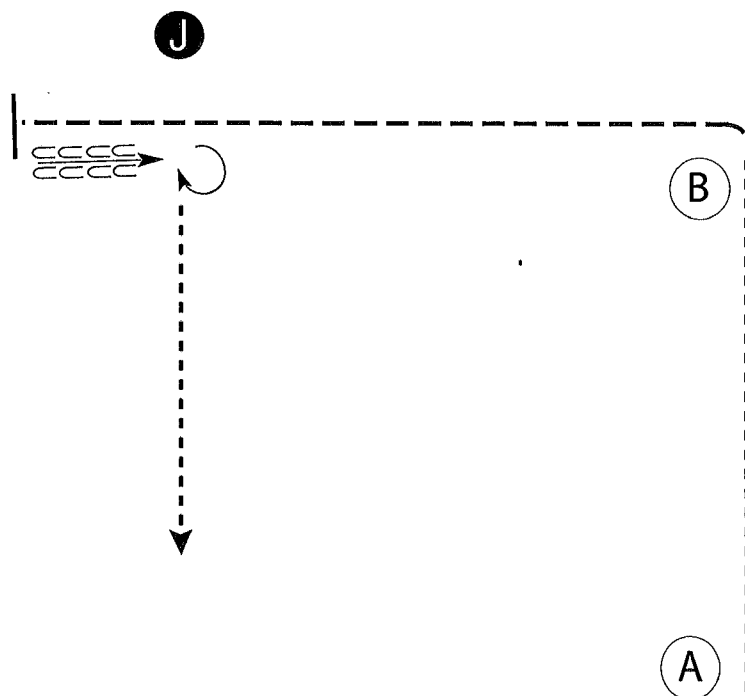
Summit County Fair Showmanship

Open Western Showmanship

Show Date: 07-22-2025

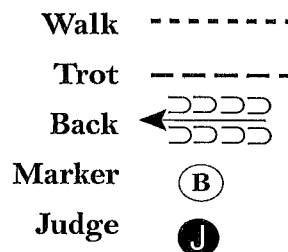
www.HorseShowPatterns.com

www.HorseShowPatterns.com



Be ready at A.

1. Walk to B.
2. Trot around B and past judge.
3. Stop past judge and back until hind end of horse is even with judge.
4. Turn 270 degrees and set up for inspection.
5. When dismissed, walk straight away from judge.



[S/2-23]

Pattern Provided by:

Horse Committee

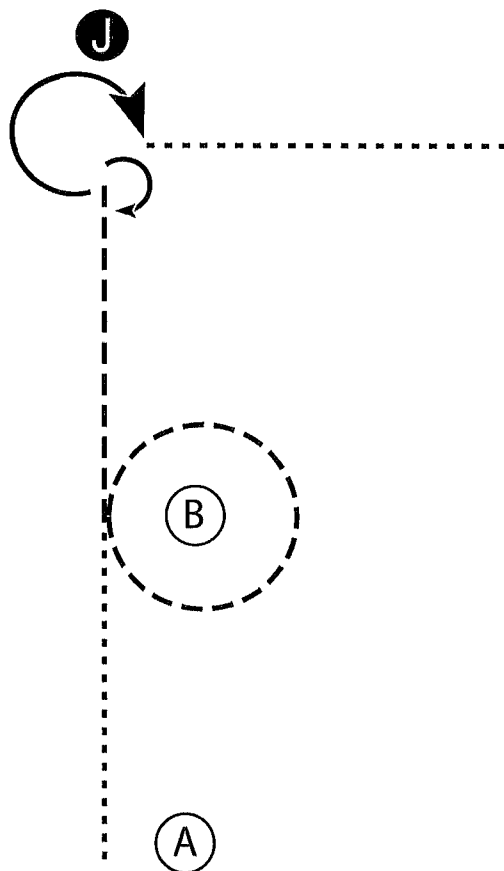
Summit County Fair Showmanship

Open English Showmanship

Show Date: 07-22-2025

www.HorseShowPatterns.com

www.HorseShowPatterns.com



1. Walk from A to B.
2. At B trot. Trot a circle around B and continue to the Judge.
3. Stop and perform a 180 degree turn. Set up for inspection.
4. When dismissed perform a 270 degree turn.
5. Walk straight away from the Judge.

Walk - - - - -

Trot - - - - -

Back

Marker (B)

Judge (J)

[S/2-9]

Pattern Provided by:

Horse Committee

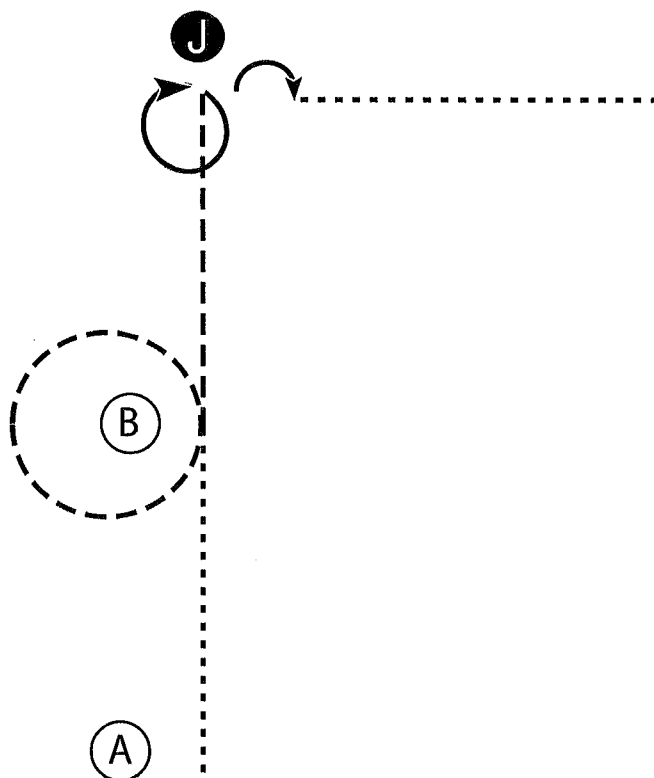
Summit County Fair Showmanship

Open Sport Horse Showmanship


Show Date: 07-22-2025

www.HorseShowPatterns.com

www.HorseShowPatterns.com



1. Walk from A to B.
2. At B trot. Trot a circle around B and continue to the Judge.
3. Stop and perform a 360 degree turn. Set up for inspection.
4. When dismissed perform a 90 degree turn.
5. Walk straight away from the Judge.

Walk
Trot - - - - -
Back 
Marker (B)
Judge (J)

[S/2-8]

Pattern Provided by:

Horse Committee

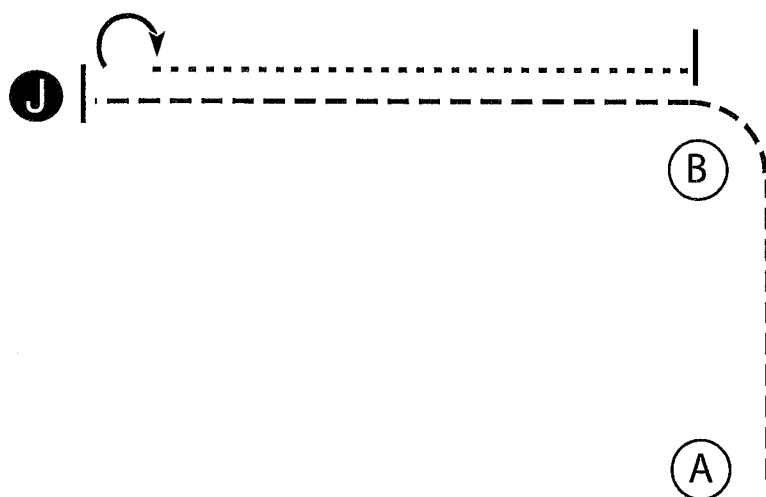
Summit County Fair Showmanship

Novice Western/Novice Contest Showmanship

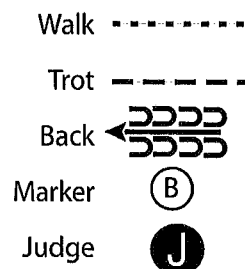
Show Date: 07-22-2025

www.HorseShowPatterns.com

www.HorseShowPatterns.com



1. Trot from A to the Judge.
2. Stop and set up for inspection.
3. When dismissed perform a 180 degree turn.
4. Walk to B, stop and wait for instructions from the ring steward.



[S/1-7]

Pattern Provided by:
Horse Committee

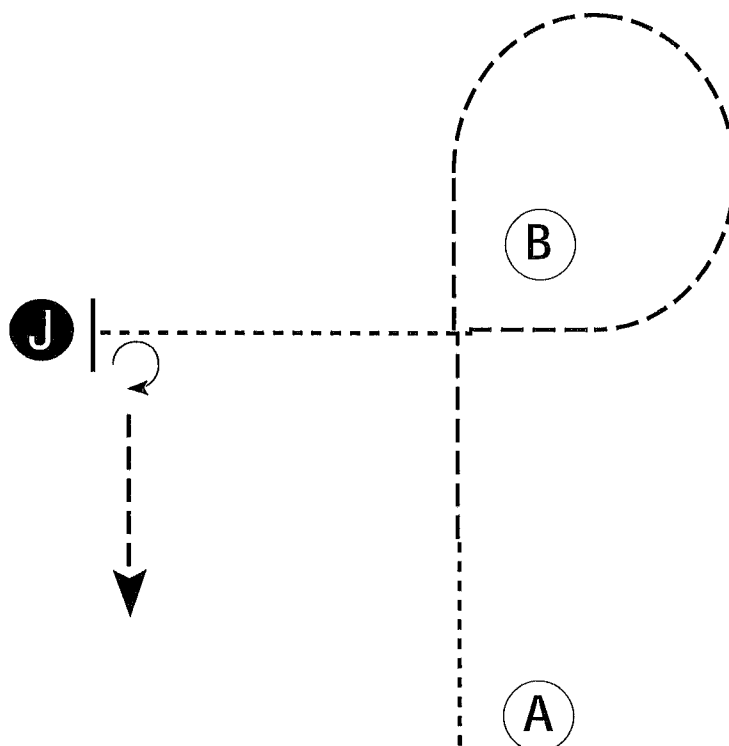
Summit County Fair Showmanship

Novice English Showmanship

Show Date: 07-22-2025

www.HorseShowPatterns.com

www.HorseShowPatterns.com



Be ready at A.

1. Walk halfway to B.
2. Trot to and around B as shown.
3. When just past B, walk to judge and set up for inspection.
4. When dismissed, perform a 270 degree turn and trot away.

Follow the instructions of your ring steward.

Walk -----
Trot -----
Back ←=====

Marker (B)
Judge (J)

[S/1-79]

Pattern Provided by:

Horse Committee

Summit County Fair Showmanship

W/T Western/In Hand Showmanship

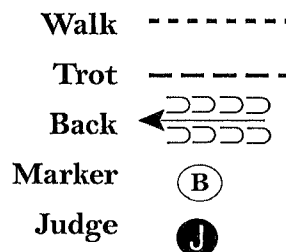
Show Date: 07-22-2025

www.HorseShowPatterns.com

www.HorseShowPatterns.com

Be ready at A.

1. Trot from A to B.
2. At B, walk to judge.
3. Stop and set up for inspection.
4. When dismissed, turn 90 degrees and trot away from judge.
5. Follow the instructions of your ring steward.



[S/WT-12]

Pattern Provided by:

Horse Committee

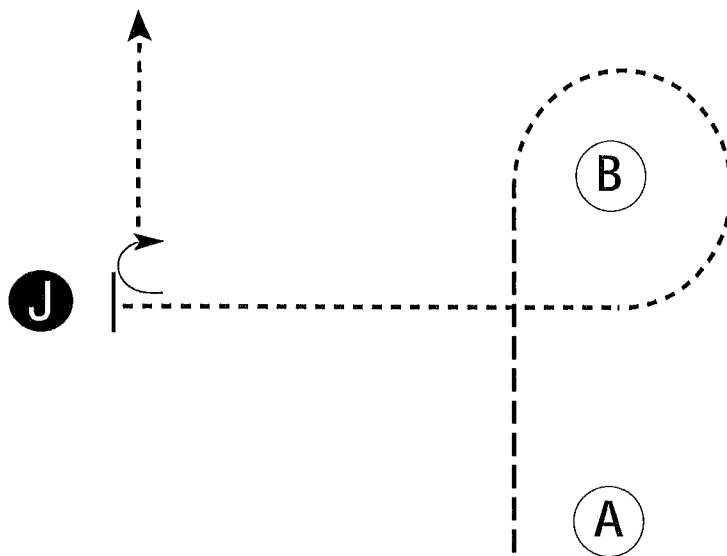
Summit County Fair Showmanship

W/T English Showmanship

Show Date: 07-22-2025

www.HorseShowPatterns.com


www.HorseShowPatterns.com



Be ready at A.

1. Trot from A to B.
2. Walk around B and to judge.
3. Stop and set up for inspection.
4. When dismissed, perform a 90 degree turn and walk away.

Follow the instructions of your ring steward.

Walk -----
Trot - - - - -
Back ← 
Marker (B)
Judge (J)

[S/WT-55]

Pattern Provided by:
Horse Committee

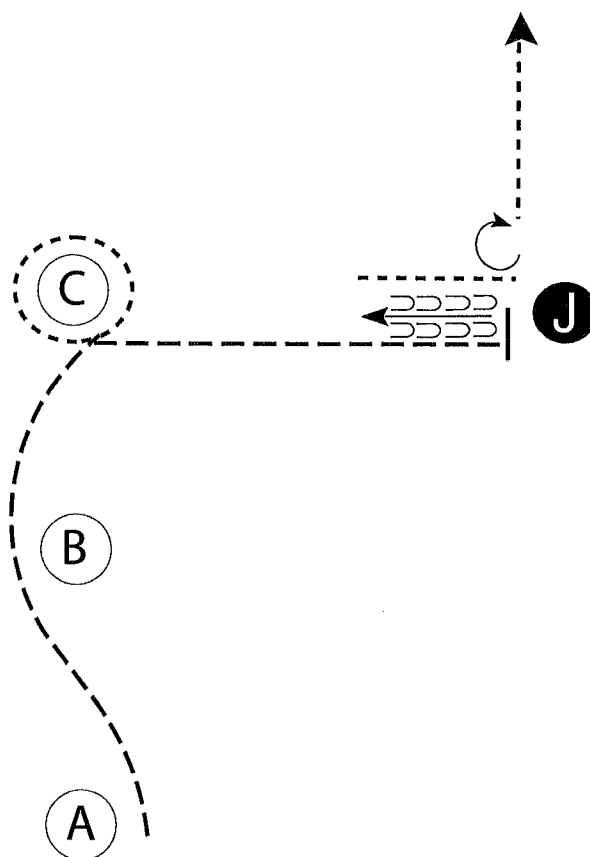
Summit County Fair Showmanship

Showman of Showman

Show Date: 07-22-2025

www.HorseShowPatterns.com

www.HorseShowPatterns.com



Be ready at A.

1. When acknowledged, trot from A, around B and to C.
2. Walk a tight circle around C.
3. Trot to judge.
4. Back approximately one horse length.
5. Walk to judge.
6. Stop and set up for inspection.
7. When dismissed, perform a 270 degree turn and walk away from judge.

Follow the directions of your ring steward.

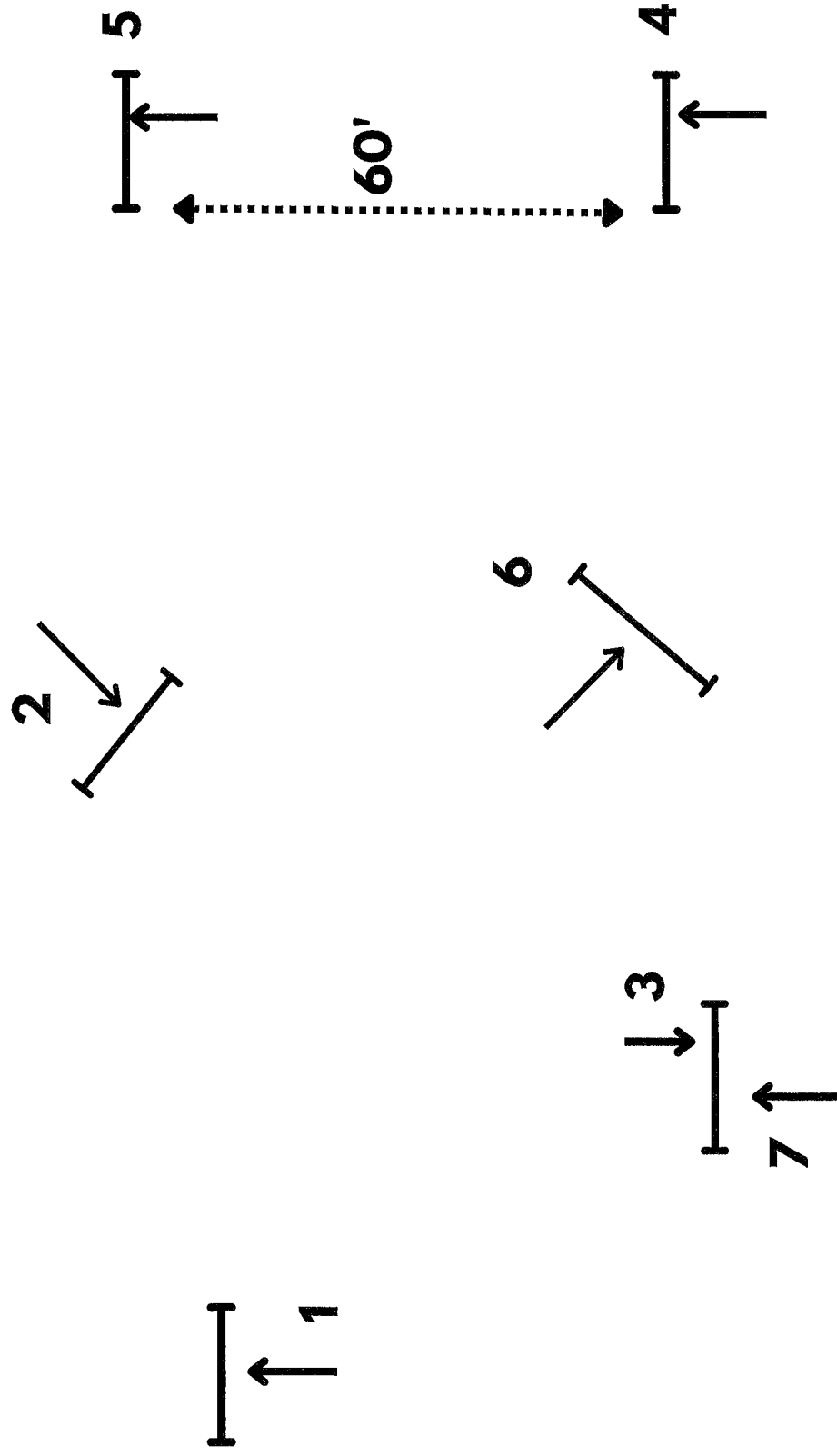
Walk -----
Trot - - - - -
Back ←=====

Marker (B)
Judge (J)

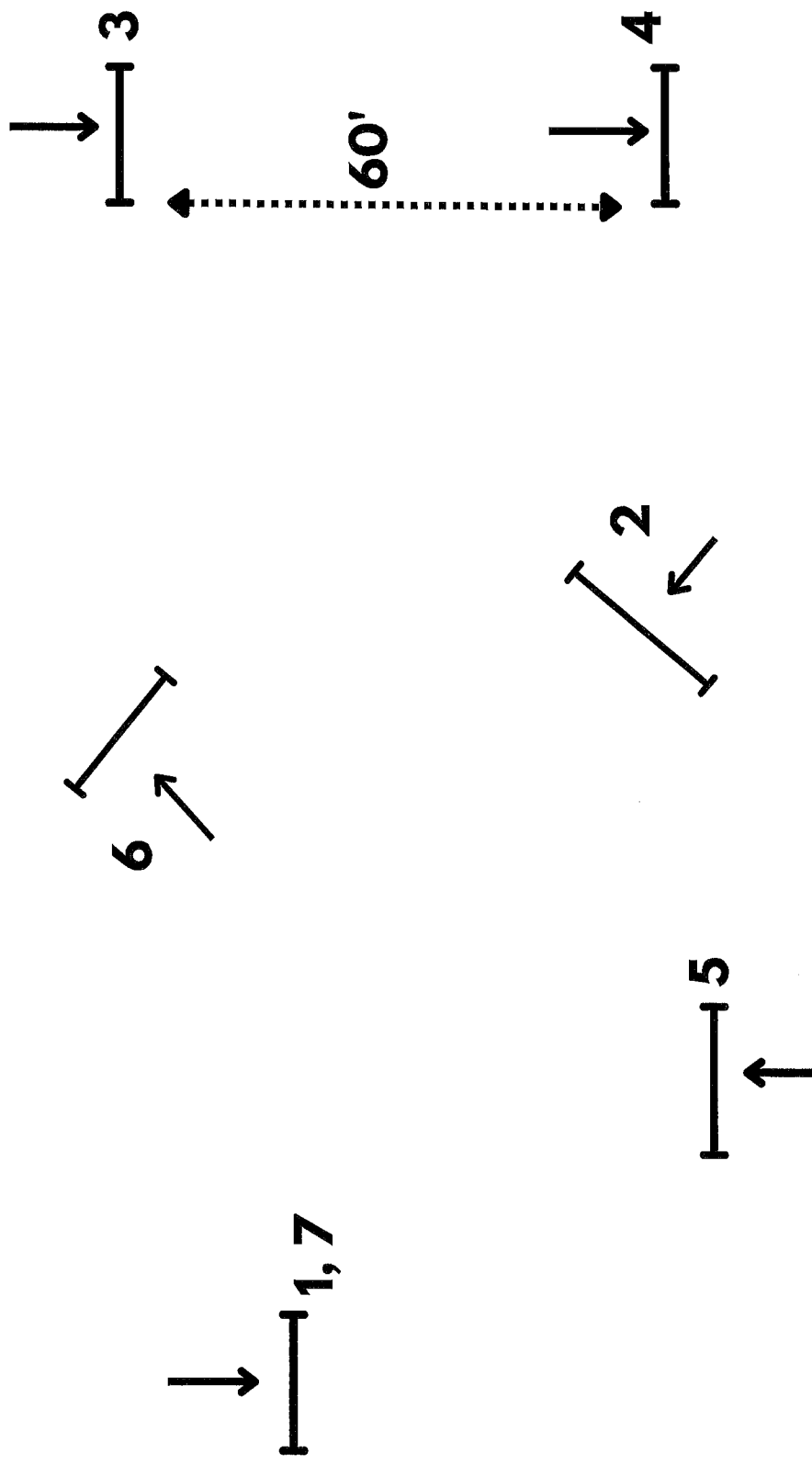
[S/3-58]

Pattern Provided by:
Horse Committee

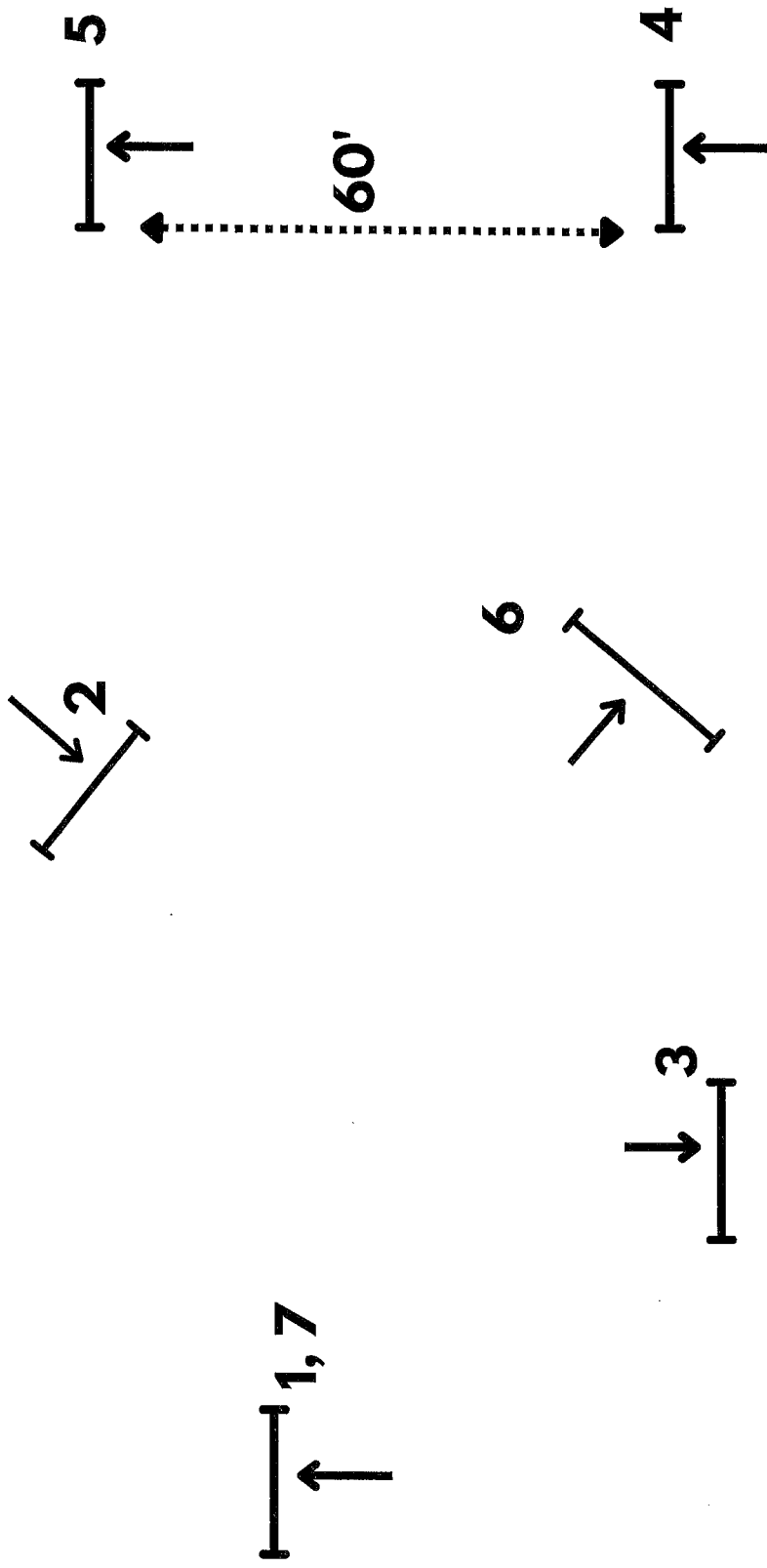
HA6. Walk Trot Equitation Over Ground Poles



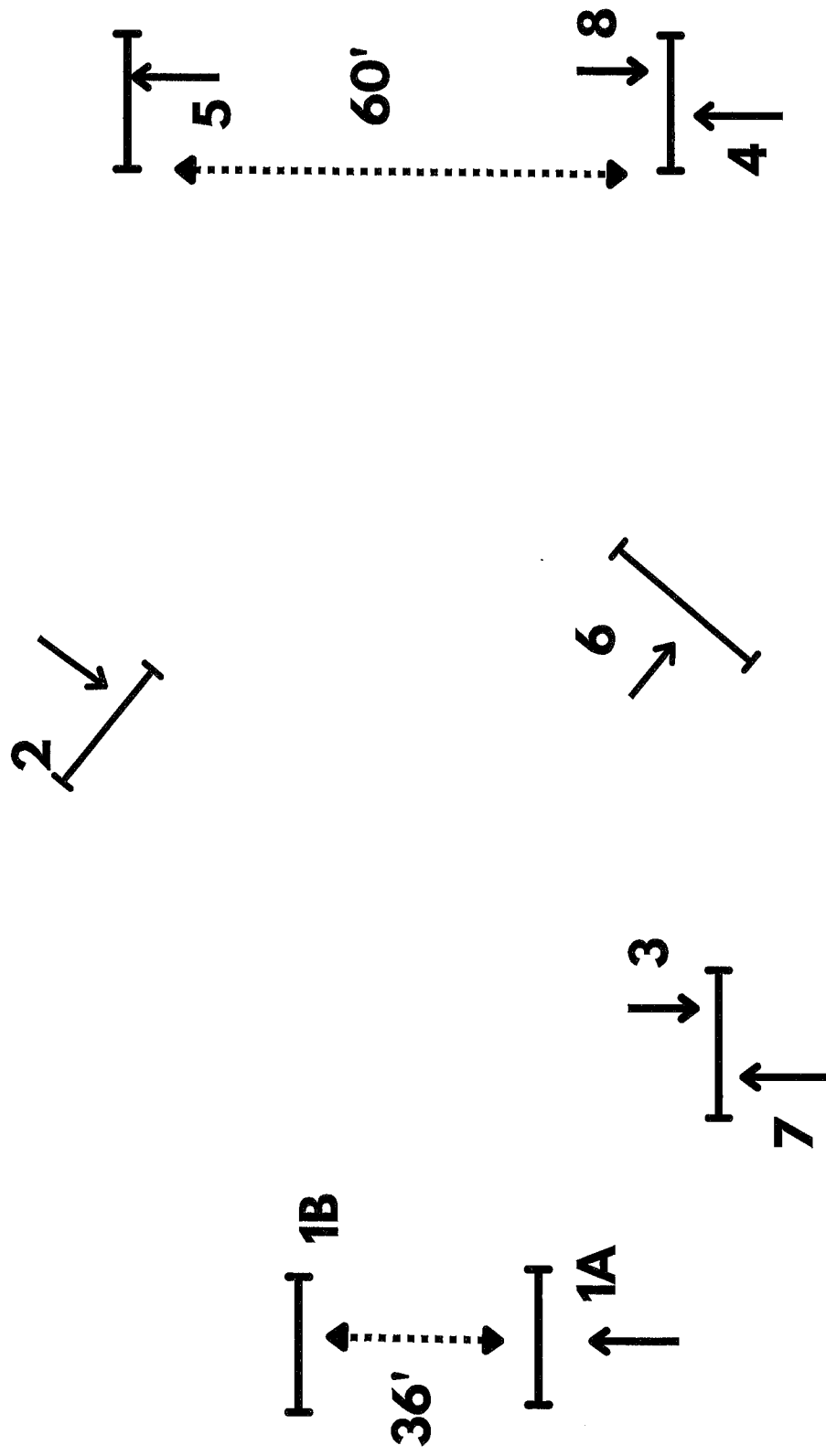
HA5. Novice English Equitation Over Crossrails (2' on sides)



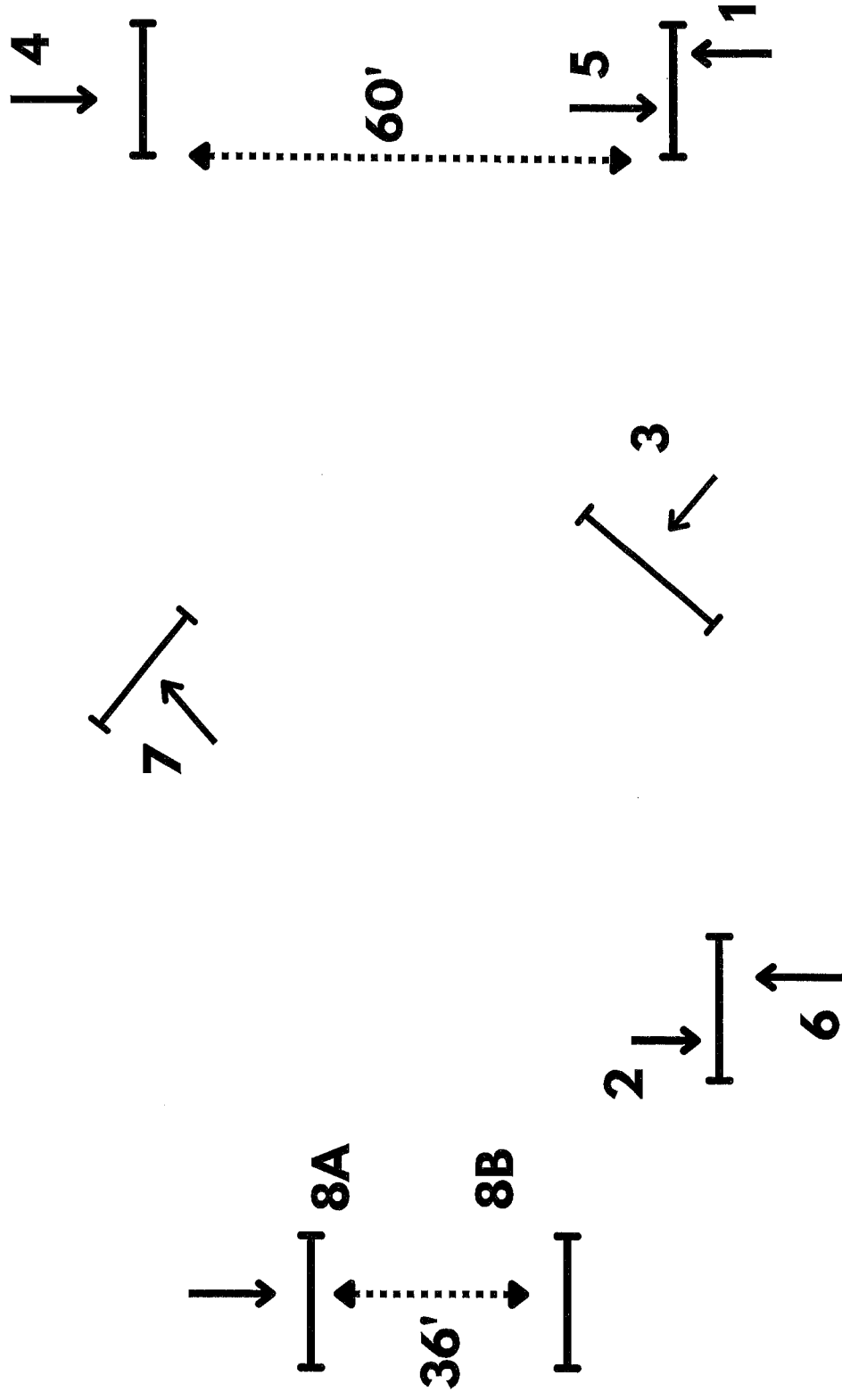
HA4. Novice English Hunter Over Crossrails (2' on sides)



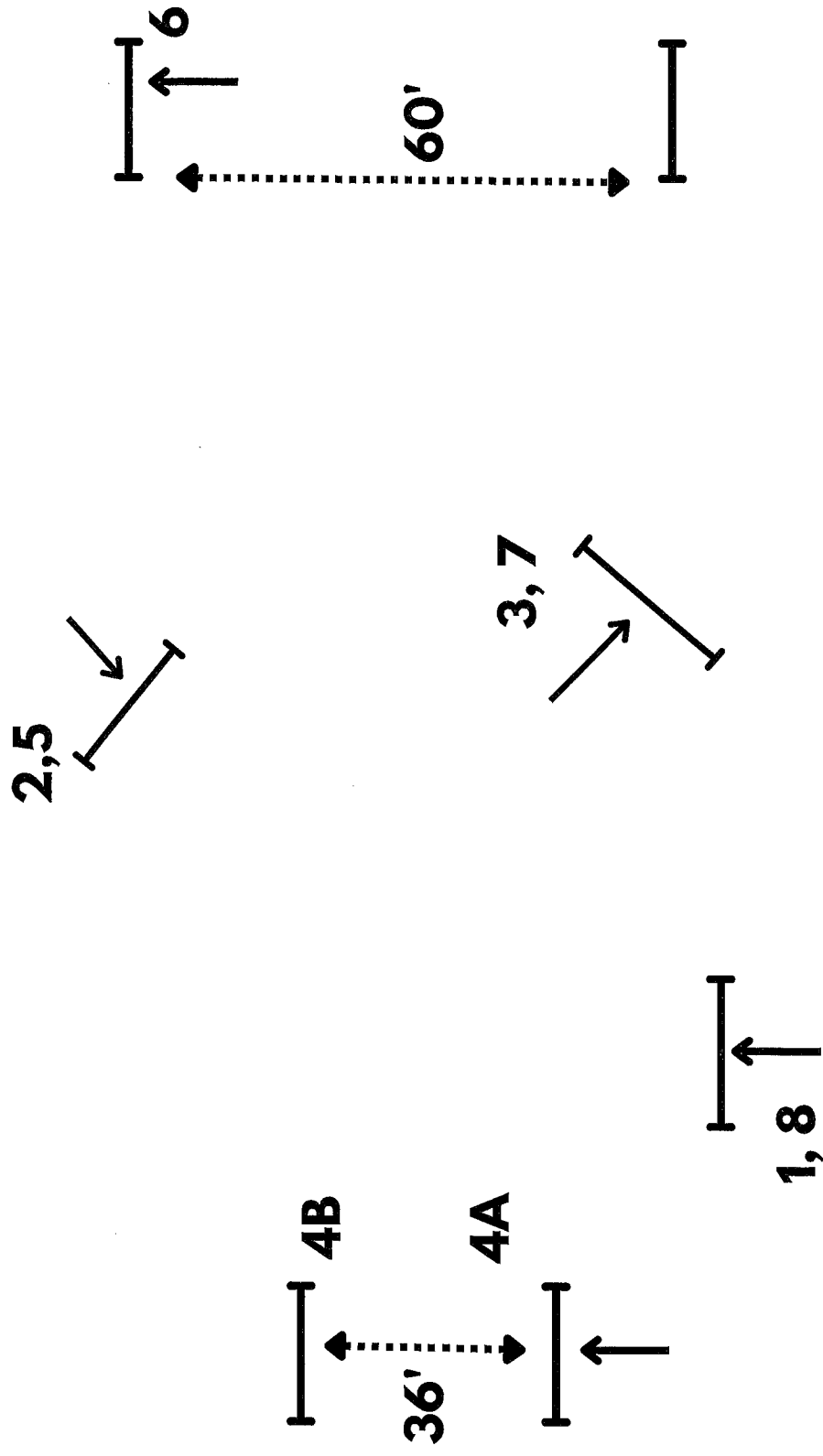
HA3. Open Sport Horse Equitation Over Fences (2'3", 2'6")



HA2. Open Sport Horse Hunter Over Fences (2'3", 2'6")




HA1. Open Sport Horse Jumpers (2'3")

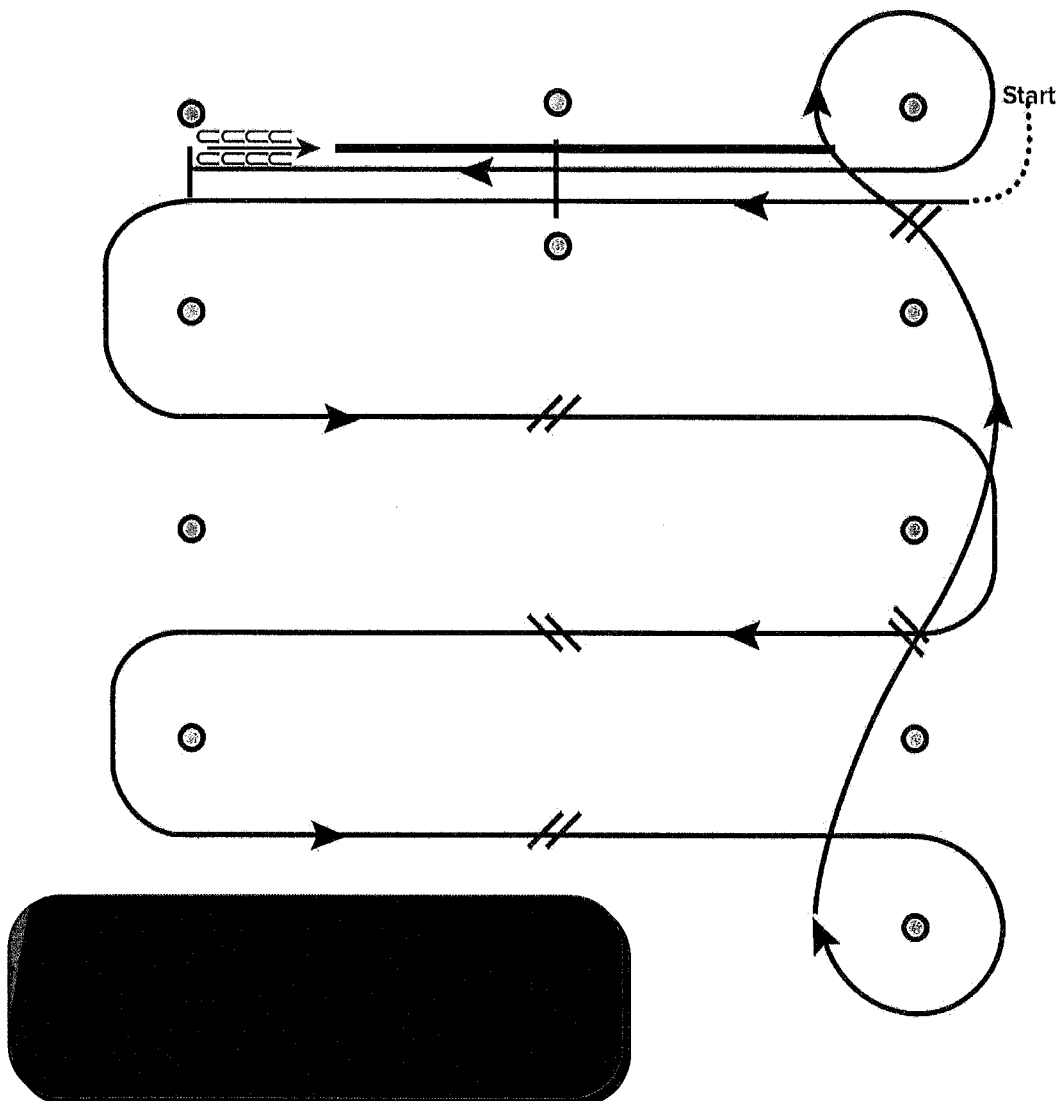


Walk Trot Western Riding Modified Test A

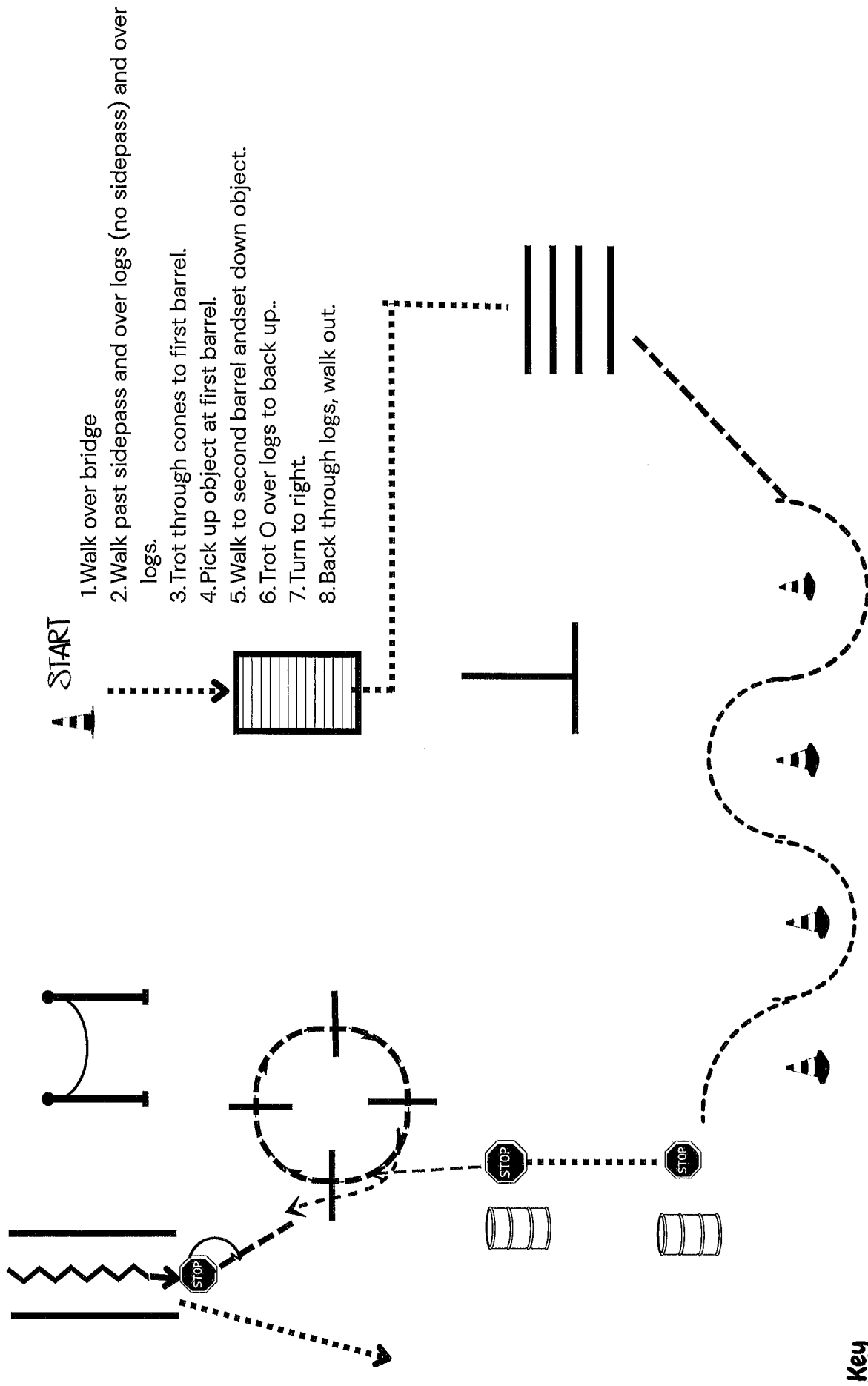
Maneuvers for Modified Test A

1. Walk to the first pylon and begin jogging to and over the log.
2. Jog pattern as shown.
3. After jogging over log second time, stop at last pylon and back.

Key
Back 
Walk
Jog ———



Walk-Trot English/Western Trail



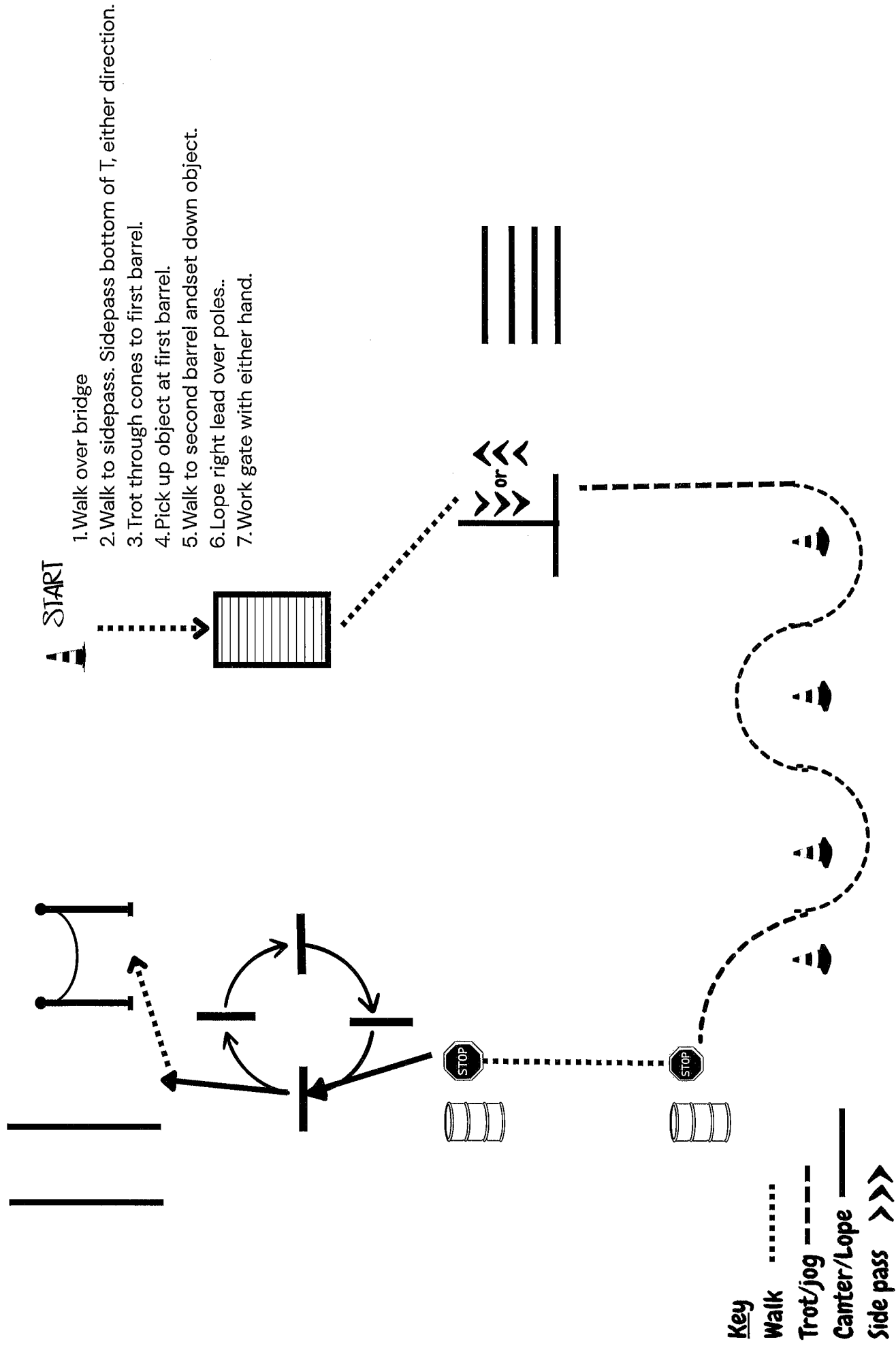
Key

Walk

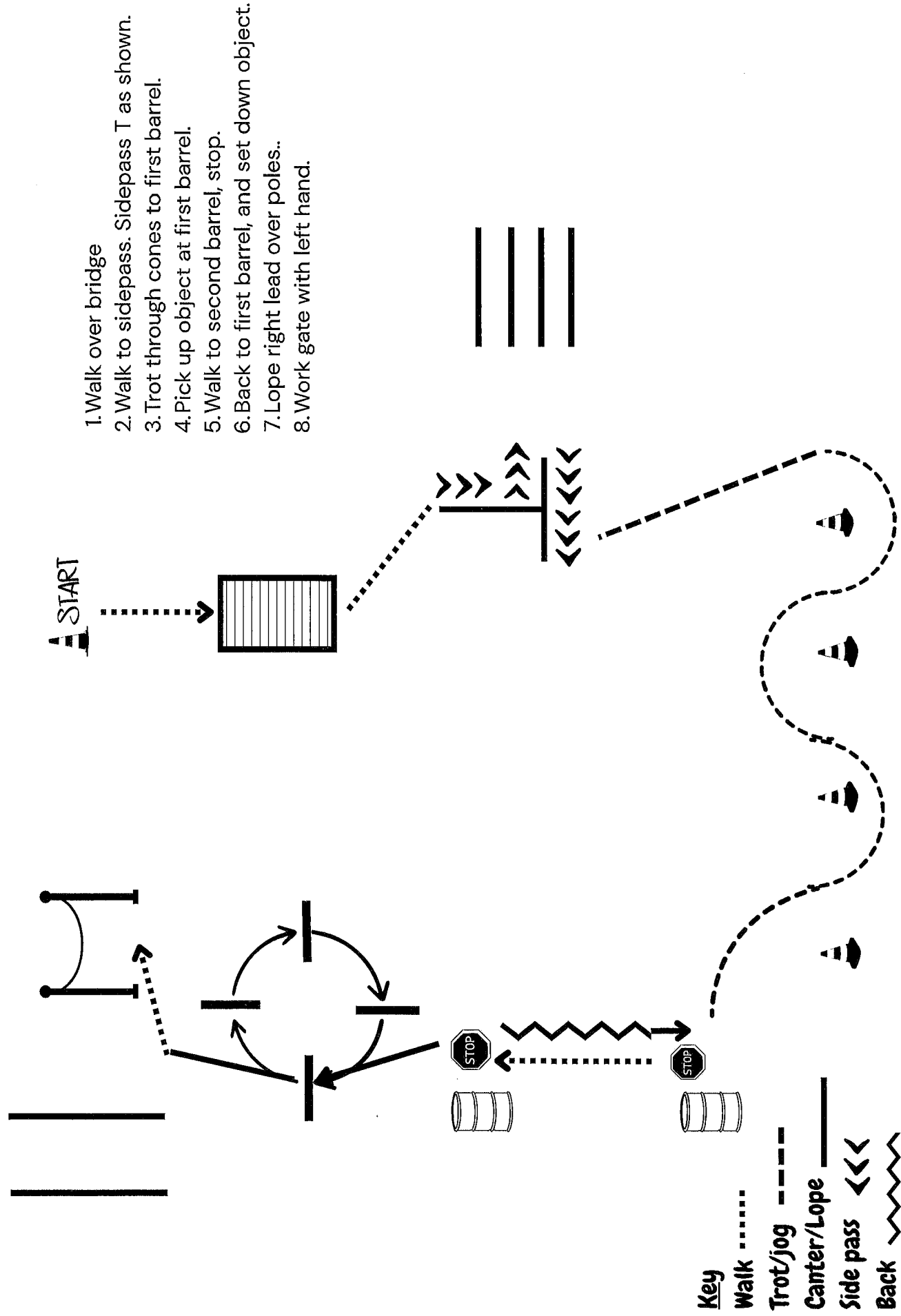
Trot ---

Back ~~~~~

Novice English/Western Trail



Open English/Western Trail



1. Walk over bridge

2. Walk to sidepass. Sidepass T as shown.

3. Trot through trees to first barrel.

4. Pick up object at first barrel.

5. Walk to second barrel, stop.

6. Back to first barrel, and set down object.

7. Lope right lead over poles and past animal cutout.

8. Walk next to rope gate, stop and ground tie.

9. Walk to fence hit with hammer 3 times loud enough for judge to hear.

Key

Walk ———

Trot/jog - - - -

Canter/Lope ———

Side pass < < <

1. Walk over bridge
2. Walk to sidepass. Sidepass T as shown.
3. Trot through trees to first barrel.
4. Pick up object at first barrel.
5. Walk to second barrel, stop.
6. Back to first barrel, and set down object.
7. Lope right lead over poles and past animal cutout.
8. Walk next to rope gate, stop and ground tie.
9. Walk to fence hit with hammer 3 times loud enough for judge to hear.

ALL Open Trail in Hand

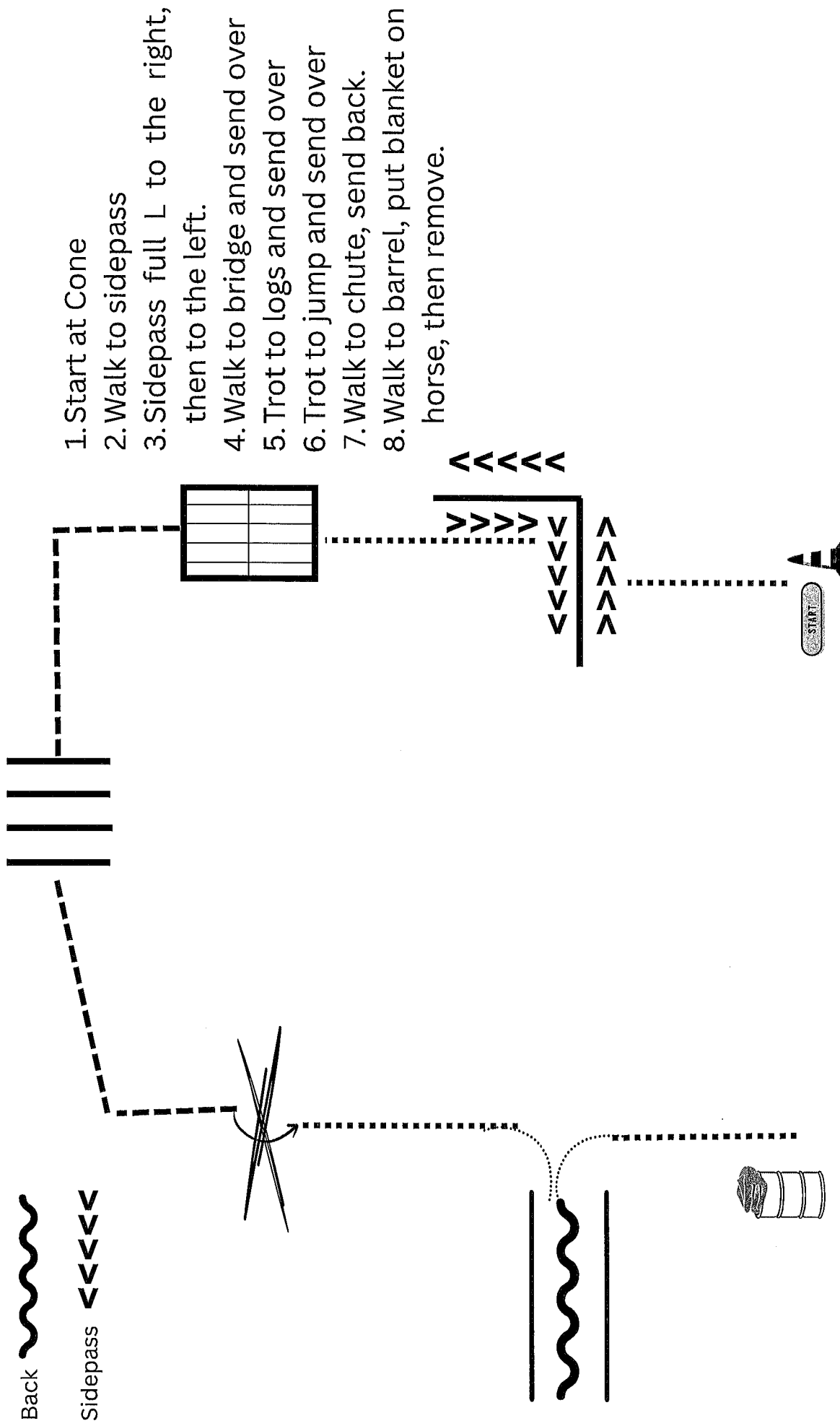
Key

Walk

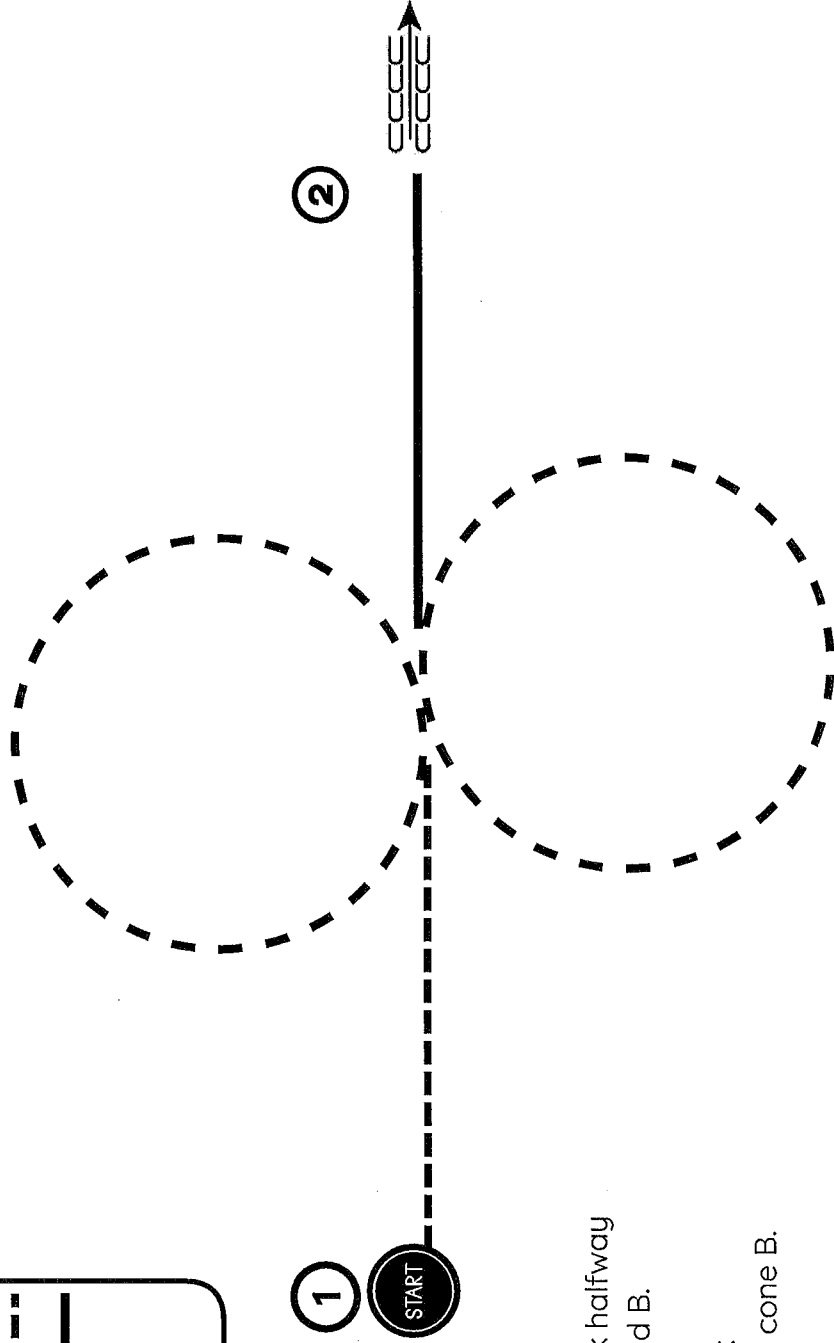
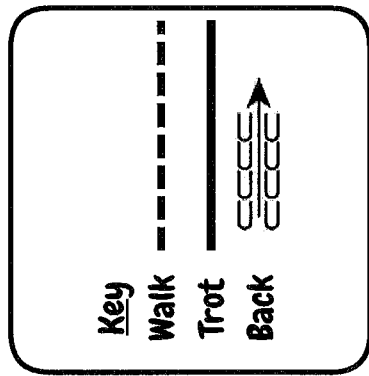
Trot

Back

Sidep



Equine in Hand Ground Driving



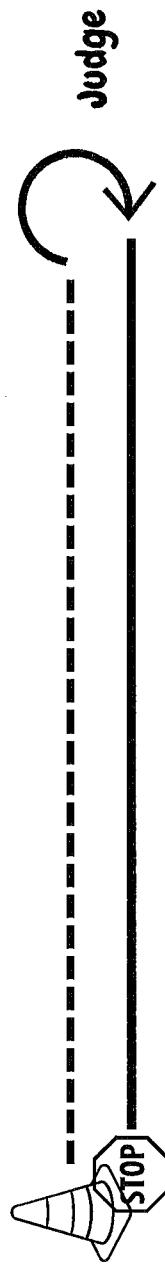
1. Start at cone A, walk halfway between cones A and B.
2. Circle left at a walk
3. Circle right at a walk
4. Trot to and just past cone B.
5. Halt
6. Back until horse's shoulder at cone B. Judge will dismiss.

Equine in Hand Halter

Key

Walk - - - - -

Trot - - - - -



1. Staring at cone, walk directly to judge.
2. Turn around, trot back to cone.
3. Wait at cone for ring assistants direction.