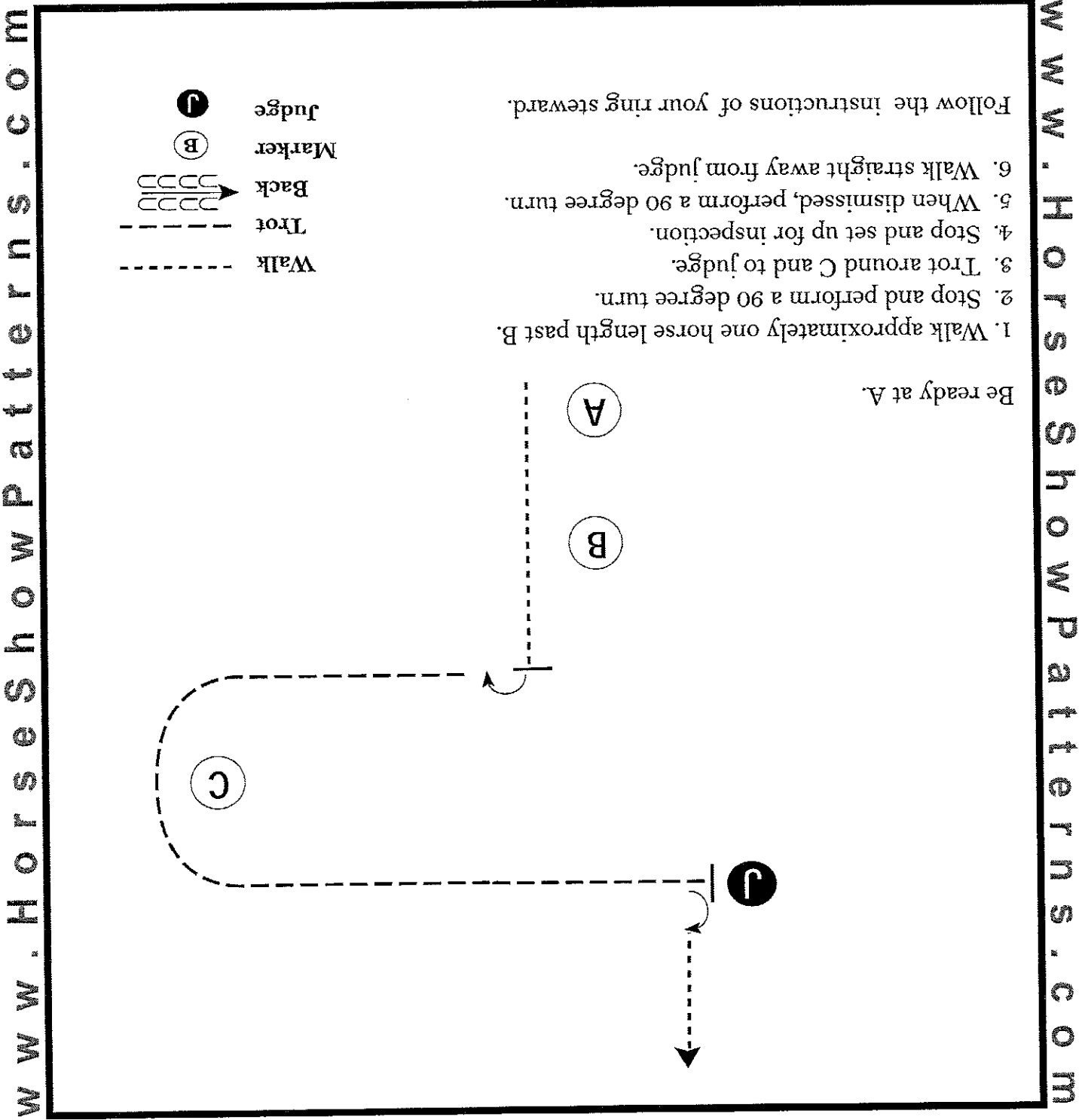


Summit County Fair 2020

English Showmanship (Open Small Equine & Walk-Trot)

Show Date: 07-29-2020



1. Walk approximately one horse length past B.
 2. Stop and perform a 90 degree turn.
 3. Trot around C and to judge.
 4. Stop and set up for inspection.
 5. When dismissed, perform a 90 degree turn.
 6. Walk straight away from judge.
- Follow the instructions of your ring steward.

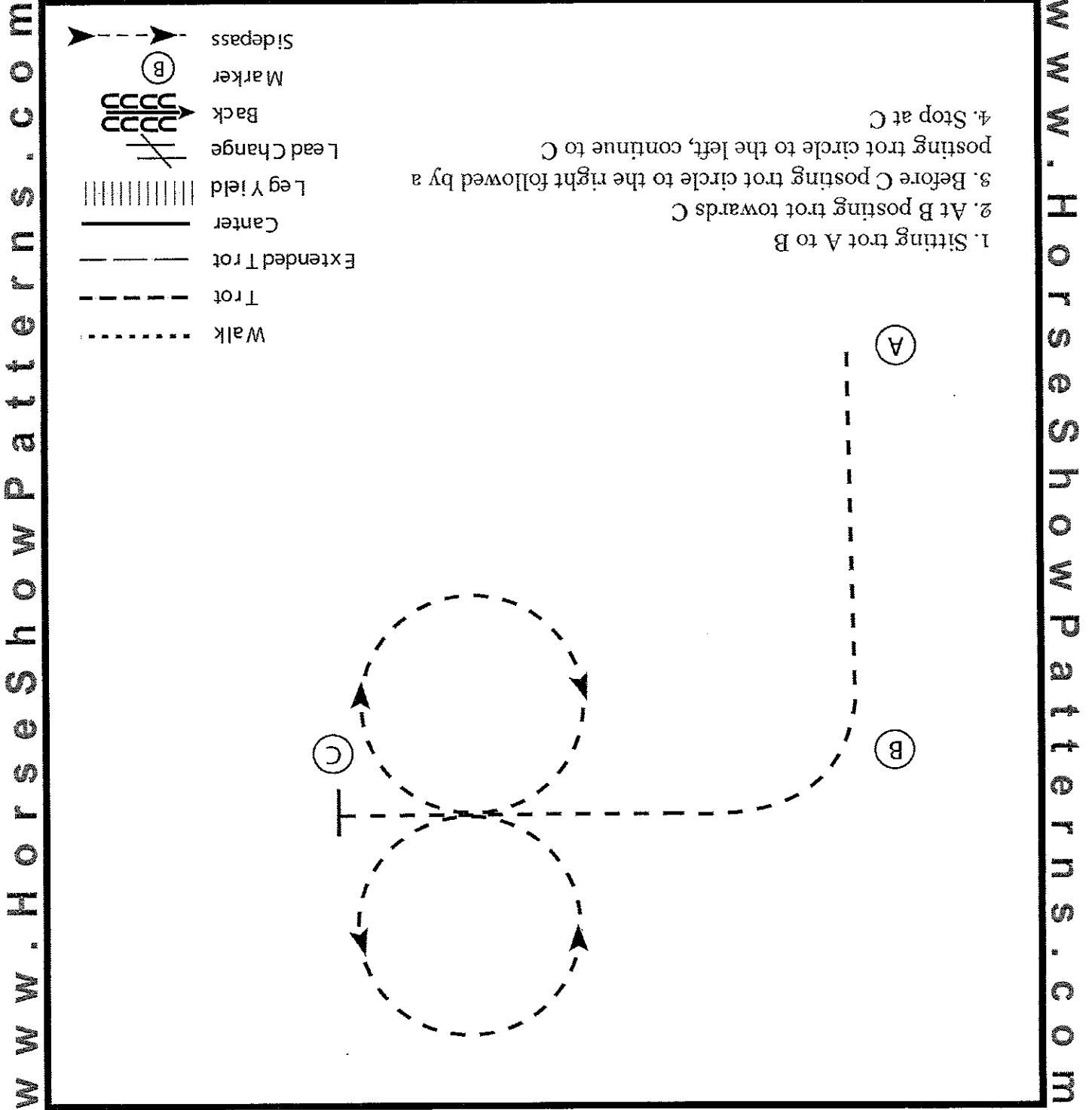
Be ready at A.

Pattern Provided by:
Valerie Gabor

Summit County Fair 2020

English Equitation (Walk-Trot)

Show Date: 07-29-2020



Pattern Provided by:

Valerie Gabor

©2020 HorseShowPatterns.com. All Rights Reserved.

[HSEMT-7]

WALK TROT ENGLISH
2019 USDF INTRODUCTORY LEVEL - TEST B
WALK-TROT

REQUIREMENTS: Free walk
 Medium walk
 Working trot rising
 20 meter circle
 Halt through walk

PURPOSE: To introduce the rider and/or horse to the sport of dressage. To show understanding of riding the horse forward with a steady tempo into an elastic contact with independent, steady hands and a correctly balanced seat. To show proper geometry of figures in the arena with correct bend (corners and circles).

TEST
DIRECTIVE IDEAS
POINTS
COEFFICIENT
TOTAL
REMARKS

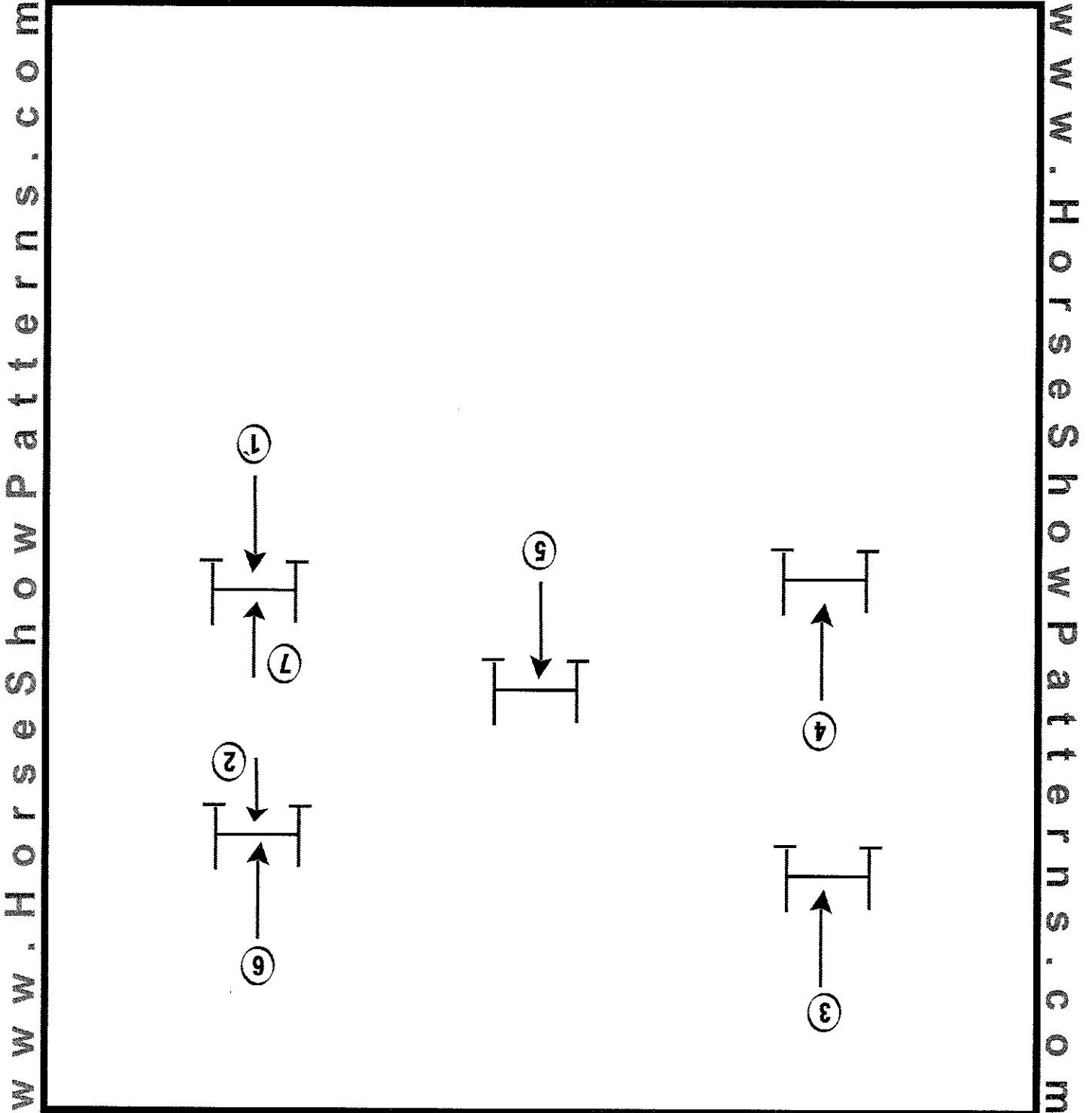
TEST	DIRECTIVE IDEAS	POINTS	COEFFICIENT	TOTAL	REMARKS
1. A	Enter working trot rising. Halt through medium walk. Salute - Proceed working trot rising.	Straightness on centerline and in transitions; clear trot and walk rhythm.			
2. C	Track left, working trot rising. Balance and bend in turn.				
3. E	Circle left 20 meters, working trot rising. Roundness and size of circle; clear trot rhythm and bend.				
4. Between K&A	Medium walk. Willing and balanced transition; walk rhythm.				
5. F-E	Free walk. Complete freedom to stretch neck forward and downward; clear walk rhythm, straightness on the diagonal; ground cover.				
6. E-H	Medium walk. Willing and balanced transition; clear walk rhythm.				
7. Between H&C	Working trot rising. Willing and balanced transition; clear trot rhythm.				
8. B	Circle right 20 meters, working trot rising. Roundness and size of circle; clear trot rhythm and bend.				
9. A	Down centerline. Halt through medium walk. Salute.	Straightness on centerline; willing, balanced transition and halt.			

Leave arena in free walk. Exit at A.

Summit County Jr Fair Horse Show

W/T Equitation Over Poles

Show Date: 07-30-2020



[MHP/H-6]

Pattern Provided by:

Jennifer Woodruff, Judge

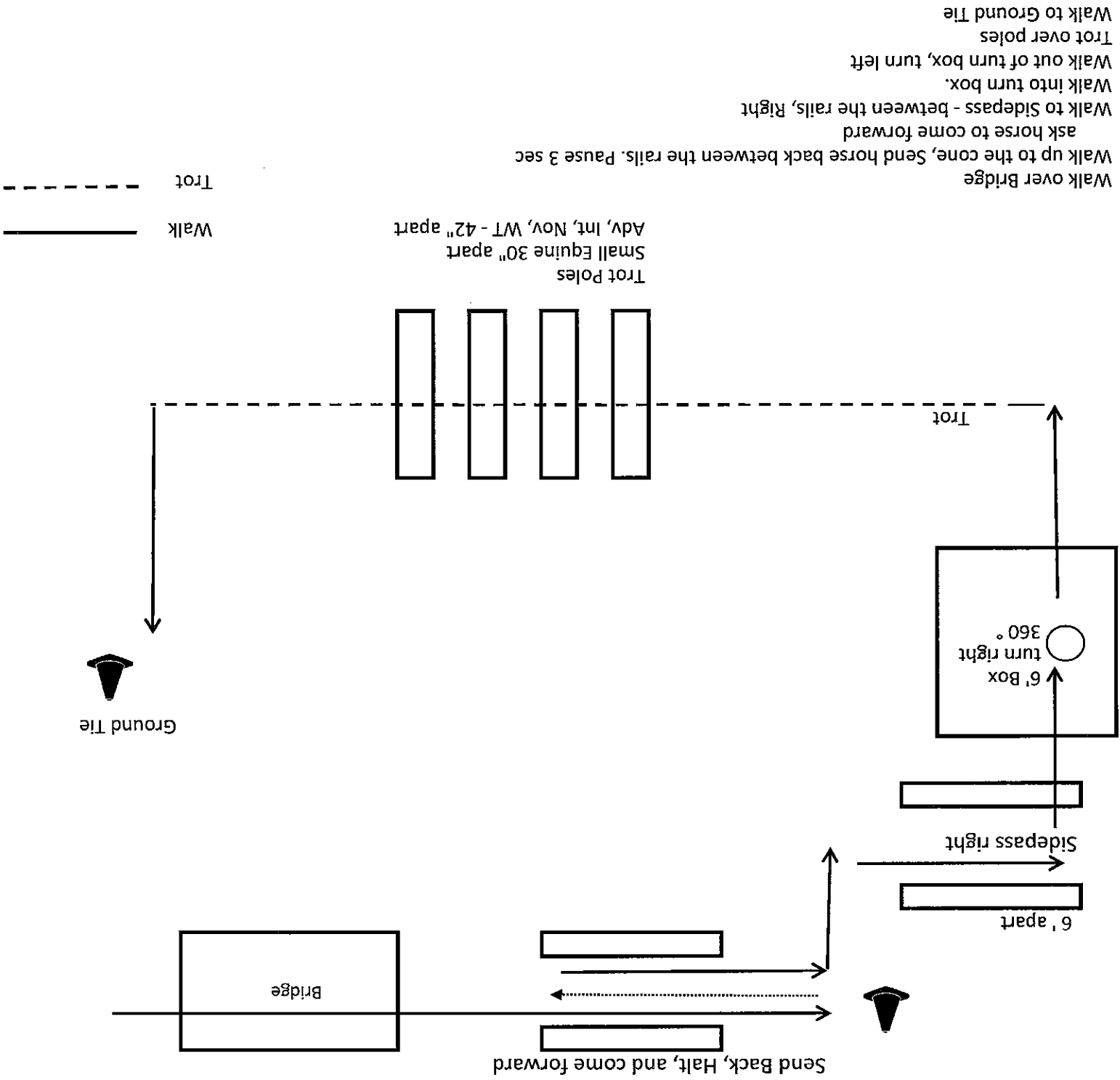
©2020 HorseShowPatterns.com. All Rights Reserved.

www.HorseShowPatterns.com

www.HorseShowPatterns.com

Trail in Hand (All divisions)

Judge Diane Vogel

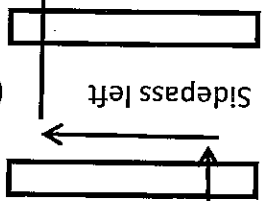




Entry Gate


Trail (Walk Trot)

Judge Diane Vogel

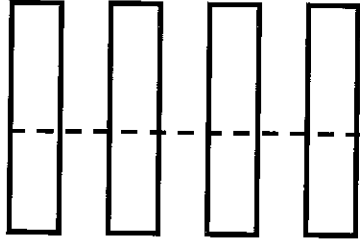
Back up chute (poles 4' apart)



Sidepass left (poles are 6' apart)



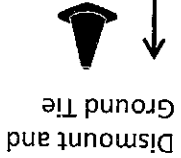
Raised walk over 1' 24" apart



Trot Poles 42" apart



Walk over Bridge
 Walk thru back up chute, back, walk out
 Walk to Sidepass - between the rails, left
 Walk over raised logs, turn left
 Trot over poles
 Walk to cone
 Dismount and ground tie



Dismount and Ground Tie

Entry Gate