

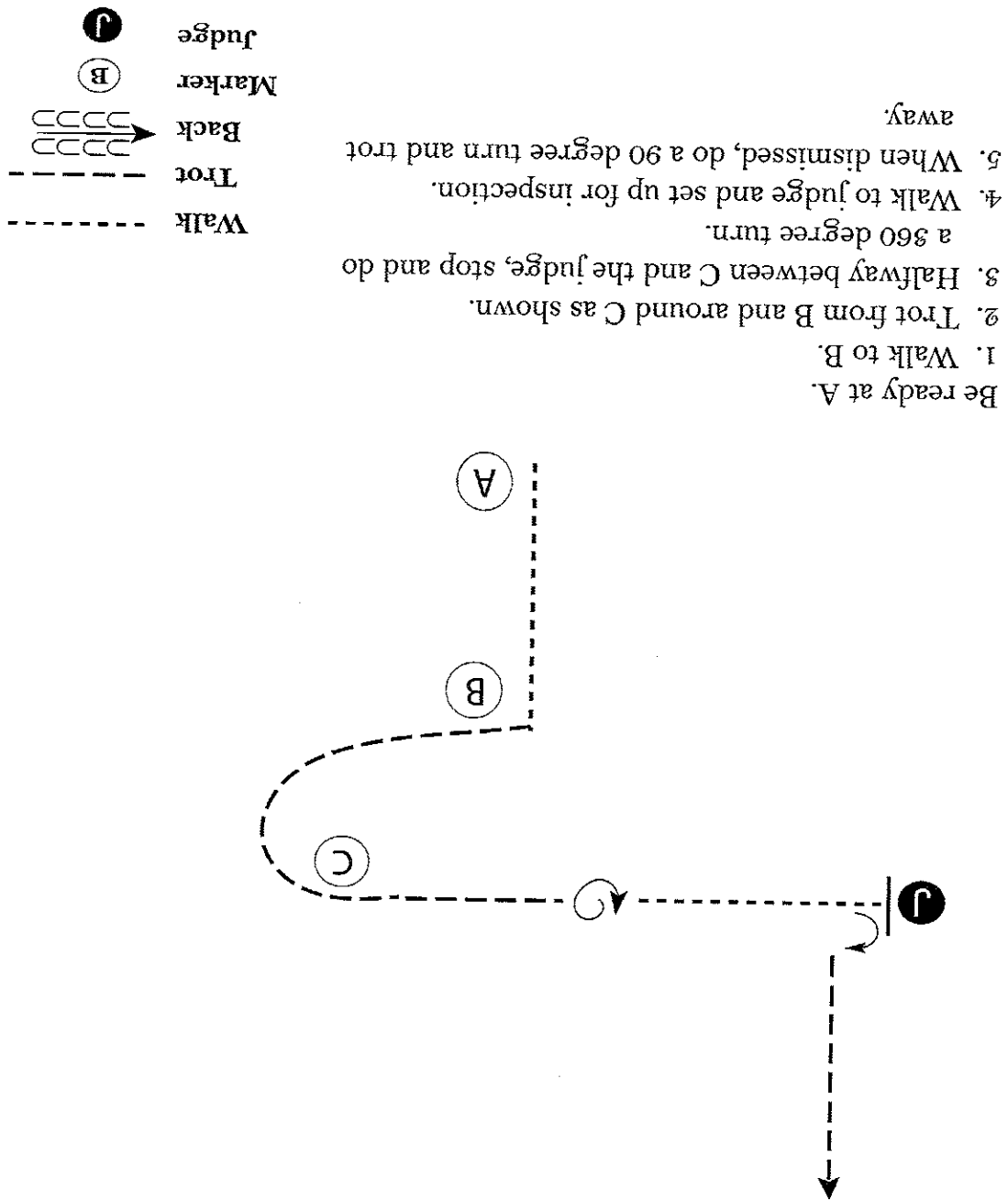
Summit County Fair 2020

Novice English Showmanship (Novice)

Show Date: 07-29-2020

www.HorseShowPatterns.com

www.HorseShowPatterns.com



- Be ready at A.
1. Walk to B.
 2. Trot from B and around C as shown.
 3. Halfway between C and the judge, stop and do a 360 degree turn.
 4. Walk to judge and set up for inspection.
 5. When dismissed, do a 90 degree turn and trot away.

Walk -----
 Trot -----
 Back -----
 Marker (B)
 Judge (J)

Pattern Provided by:
Valerie Gabor

[S/2-21]

Summit County Fair 2020

English Equitation (Advanced, Intermediate & Novice)

Show Date: 07-29-2020

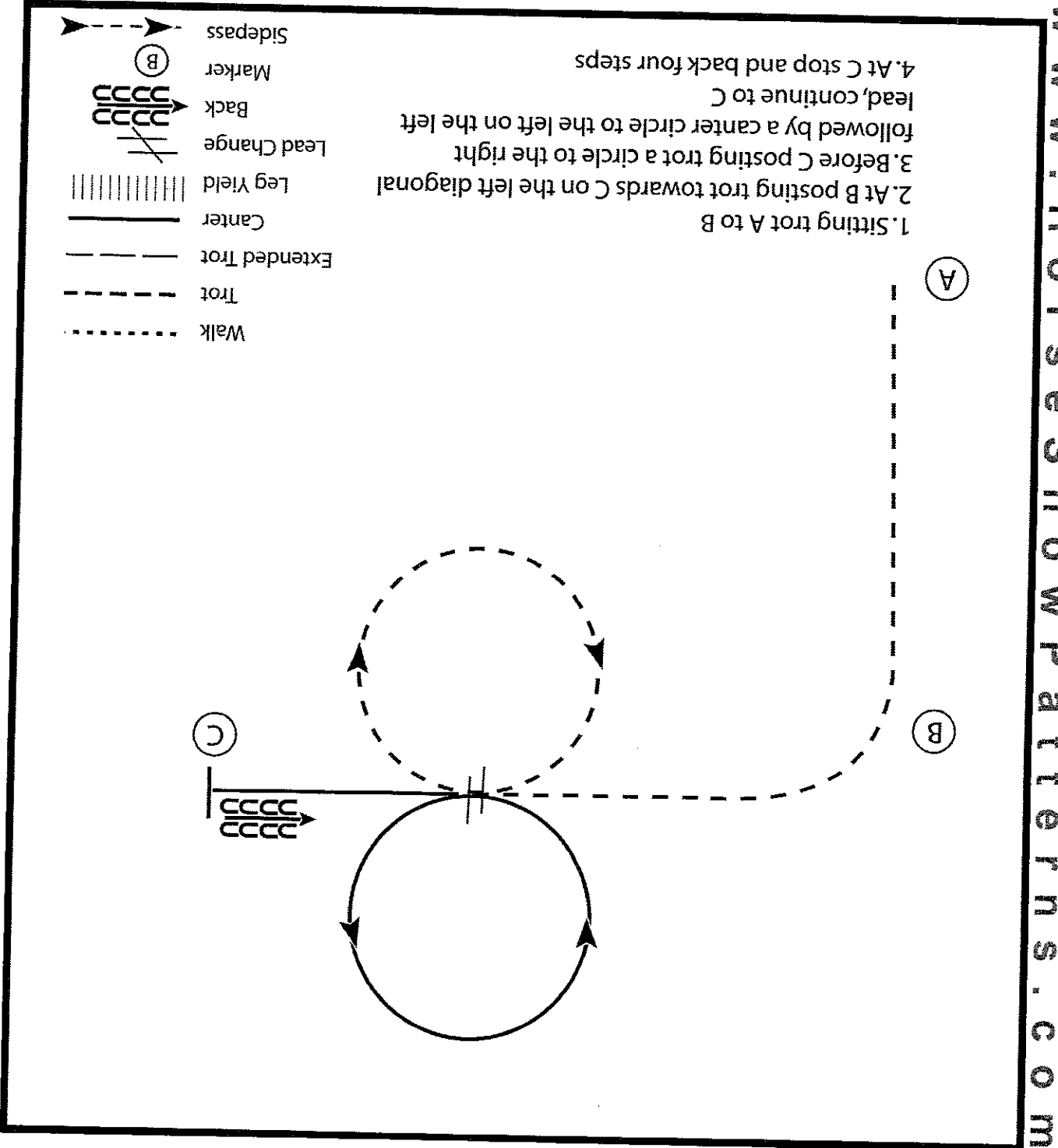
www.HorseShowPatterns.com

www.HorseShowPatterns.com

[HSE/1-10]

Pattern Provided by:
Valerie Gabor

©2020 HorseShowPatterns.com. All Rights Reserved.





NOVICE ENGLISH



2019 USEF TRAINING LEVEL TEST 1

INTRODUCE	Working trot; working canter; medium walk; free walk; 20m circles in trot and canter
ENTRY NO.	Conditions: ARENA SIZE: Standard or Small AVERAGE RIDE TIME: 5:00 (Std.) or 4:00 (Small) Suggested to add at least 2 min. for scheduling purposes
MAXIMUM PTS: 260	

PURPOSE
To confirm that the horse demonstrates correct basics, is supple and moves freely forward in a clear rhythm with a steady tempo, accepting contact with the bit.
All trot work may be ridden sitting or rising, unless stated.
Halts may be through the walk.
READER PLEASE NOTE: Anything in parentheses should not be read.

TEST	DIRECTIVES	POINTS	EFFICIENT	TOTAL	REMARKS
1.	Enter working trot Halt, salute Proceed working trot	Regularity and quality of trot; willing, calm transitions; straightness; attentiveness; immobility (min. 3 seconds)			
2.	Track left Circle left 20m	Regularity and quality of trot; shape and size of circle; bend; balance	2		
3.	Circle left 20m developing left lead center in first quarter of circle	Willing, calm transition; regularity and quality of gait; shape and size of circle; bend; balance			
4.	Working canter A-F-B	Regularity and quality of canter; bend and balance in corner; straightness			
5.	Working trot Between B & M	Willing, calm transition; regularity and quality of gait; straightness; bend and balance in corner	2		
6.	Medium walk C	Willing, calm transition; regularity and quality of walk; bend and balance in corner	2		
7.	Change rein, free walk Medium walk E-F	Regularity and quality of walk; reach and ground cover of free walk allowing complete freedom to stretch the neck; forward and downward transitions	2		
8.	Working trot A	Willing, calm transition; regularity and quality of trot; bend and balance in corner; straightness			
9.	Circle right 20m E	Regularity and quality of trot; shape and size of circle; bend; balance	2		
10.	Circle right 20m developing right lead center in first quarter of circle	Willing, calm transition; regularity and quality of gait; shape and size of circle; bend; balance			
11.	Working canter C-M-B	Regularity and quality of canter; bend and balance in corner; straightness			
12.	Working trot Between B & F	Willing, calm transition; regularity and quality of gait; straightness; bend and balance in corner	2		
13.	Down centerline Halt, salute A	Bend and balance in turn; regularity and quality of trot; willing, calm transition; straightness; attentiveness; immobility (min. 3 seconds)			
Leave arena at A in free walk.					

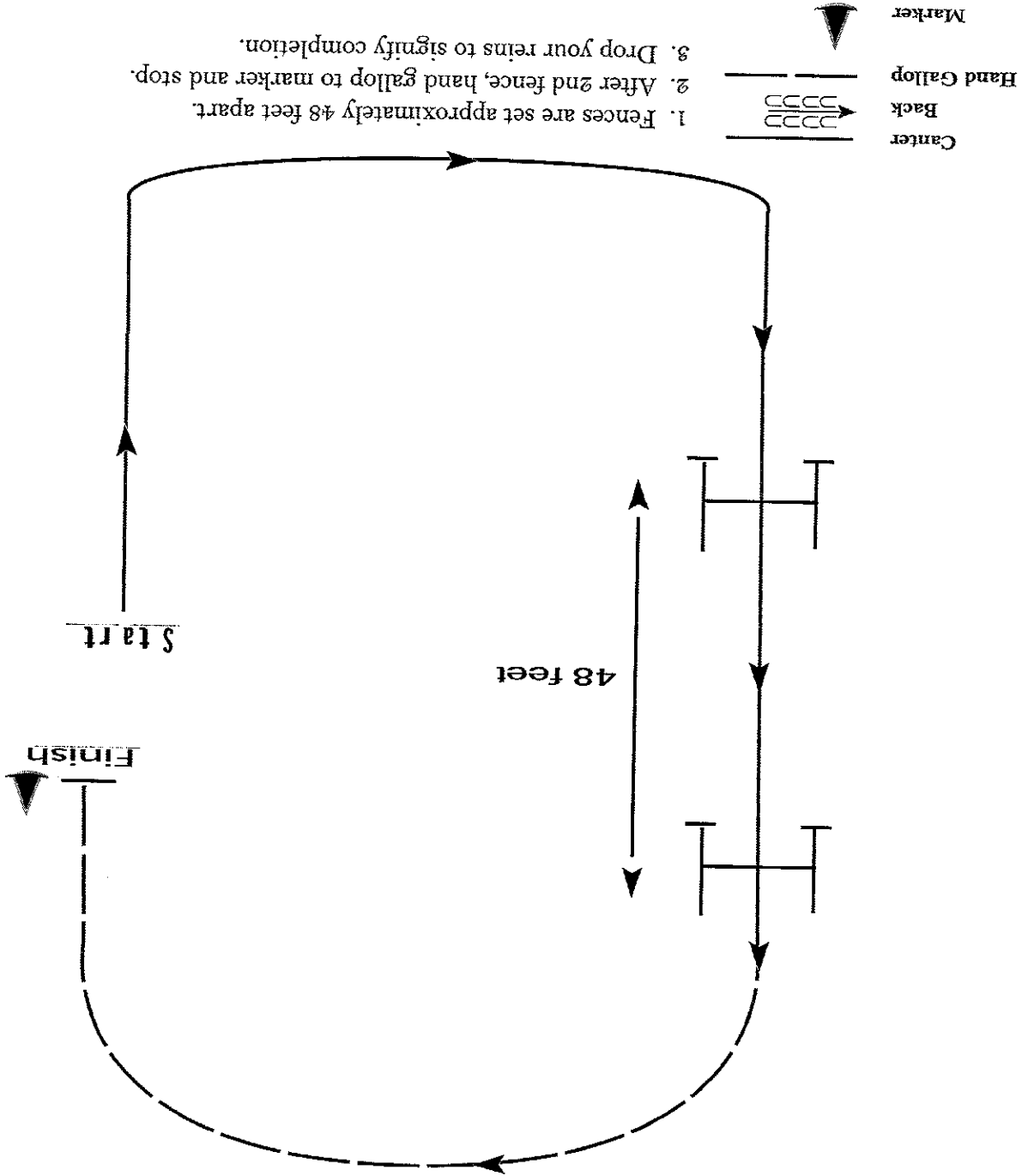
Summit County Fair 2020

Hunter Hack (Novice, Intermediate, Advanced)

Show Date: 07-29-2020

www.HorseShowPatterns.com

www.HorseShowPatterns.com



Pattern Provided by:

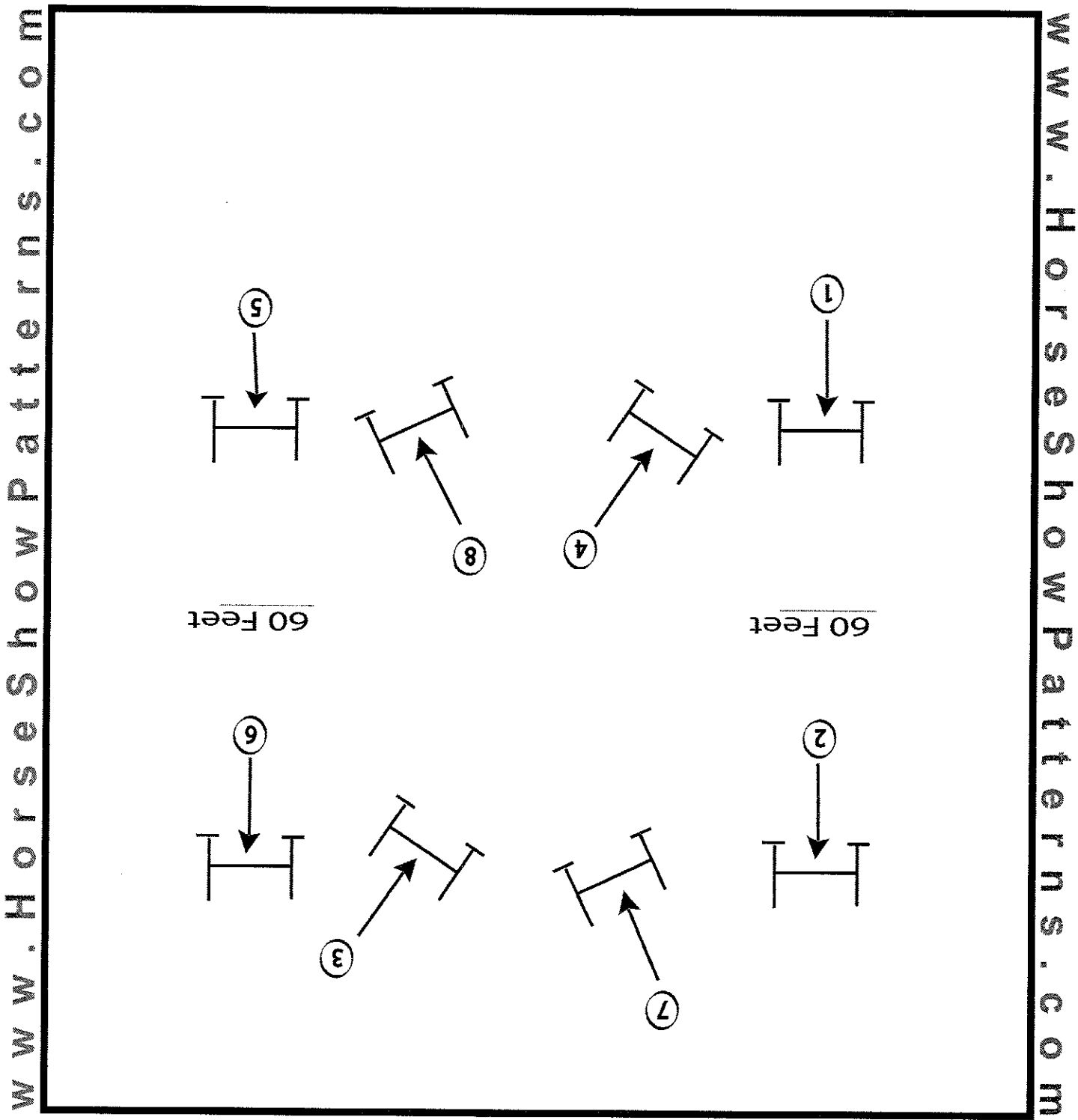
Valerie Gabor

[HH/48-1]

Summit County Jr Fair Horse Show

Hunter and Equitation Over Fences (Novice, Intermediate, Advanced)

Show Date: 07-30-2020



Pattern Provided by:

Jennifer Woodruff, Judge

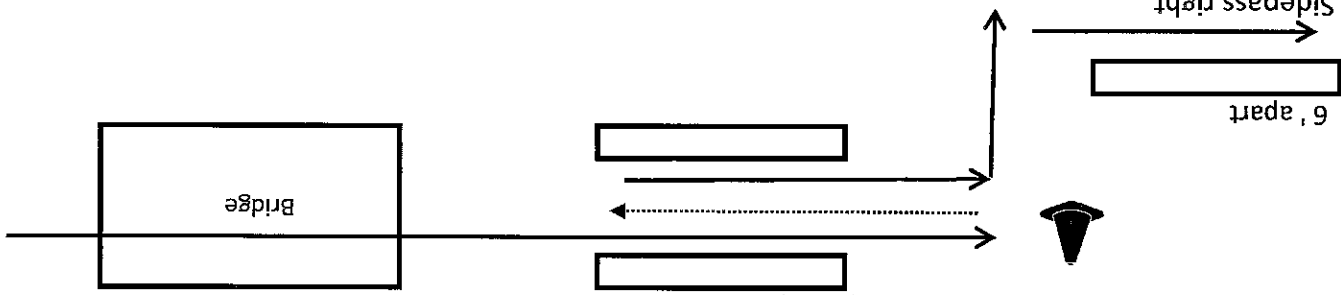
©2020 HorseShowPatterns.com. All Rights Reserved.

[WH/O-2]

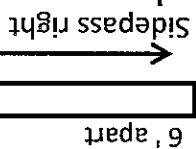
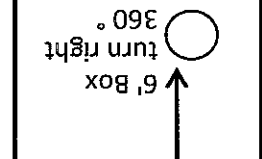
Trail in Hand (All divisions)

Judge Diane Vogel

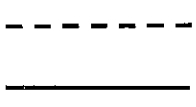
Send Back, Halt, and come forward



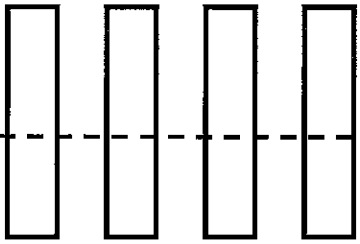
Ground Tie



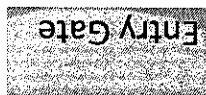
Walk
Trot



Trot Poles
Small Equine 30" apart
Adv, Int, Nov, WT - 42" apart



Walk over Bridge
Walk up to the cone, Send horse back between the rails. Pause 3 sec
ask horse to come forward
Walk to Sidepass - between the rails, Right
Walk into turn box.
Walk out of turn box, turn left
Trot over poles
Walk to Ground Tie



Trail (Novice, Intermediate, Advanced)

Judge Diane Vogel

- Walk over Bridge
- Turn and back thru the back up chute
- Turn and
- Walk to Sidepass - sidepass between the rails, Left
- Walk over raised logs, turn left
- Lope a circle to the left
- Stop at cone
- Dismount and ground tie

