

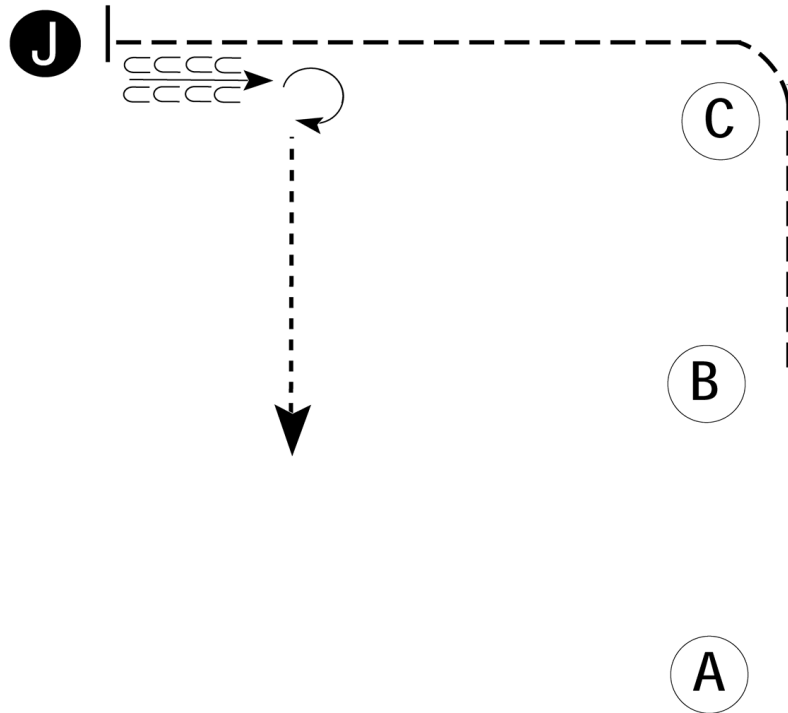
# Summit Co. Open Show - Ring A

Western Showmanship (14 & Under / 15-18 / 19 & Over / Youth W/T)

Show Date: May 19, 2018

w w w . H o r s e S h o w P a t t e r n s . c o m

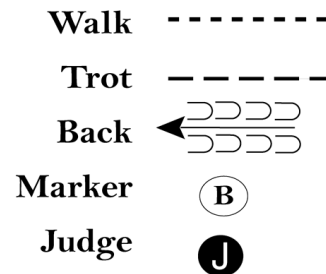
w w w . H o r s e S h o w P a t t e r n s . c o m



Be ready at A.

1. Walk to B.
2. Trot to and around C to judge.
3. Stop and set up for inspection.
4. When dismissed back approximately one horse length.
5. Perform a 270 degree turn and walk straight away.

Follow the instructions of your ring steward.



[S/1-39]

Pattern Provided by:

*Sherry Napier*

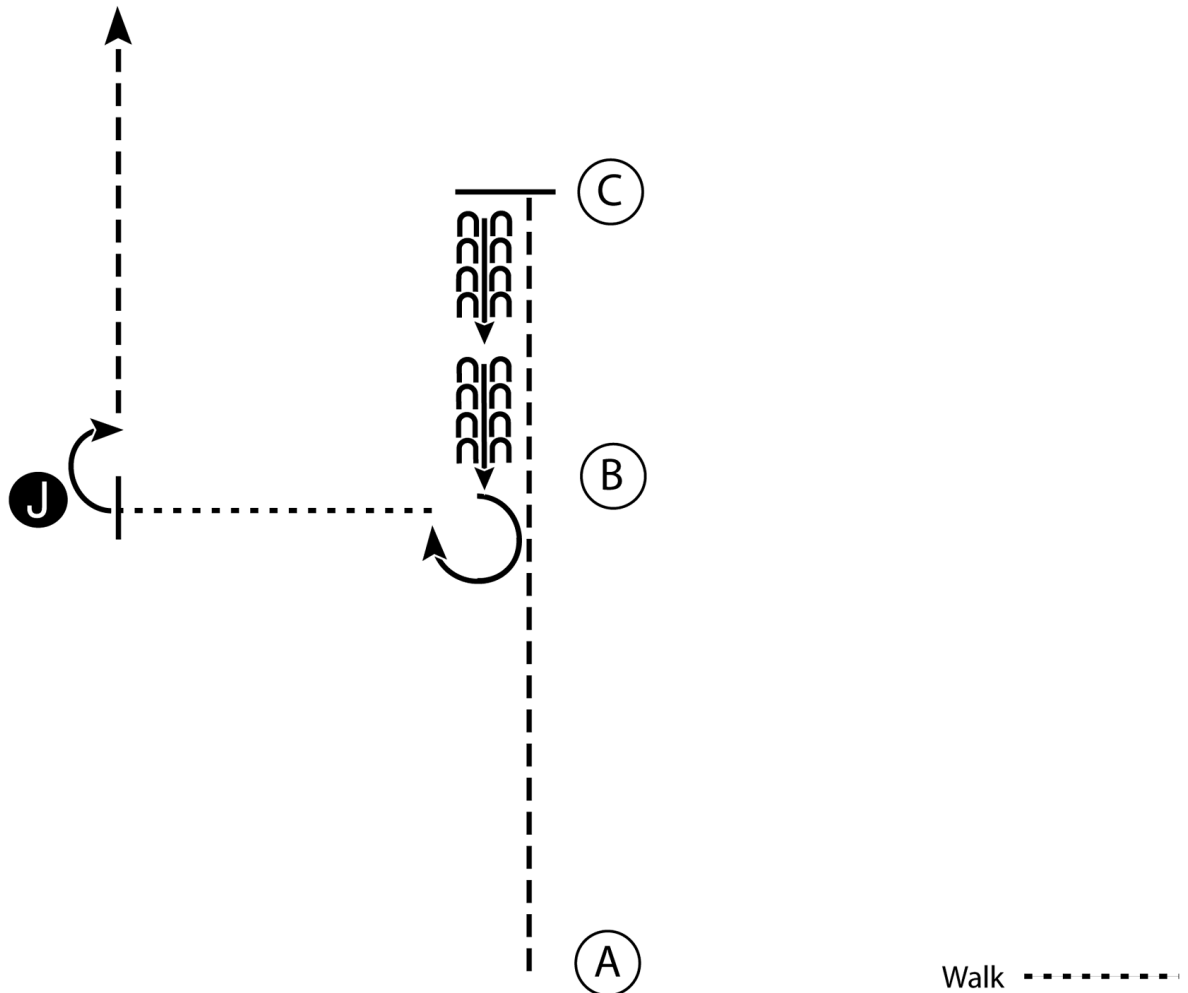
# Summit Co. Open Show - Ring A

## Showmanship E/W (Adult W/T)

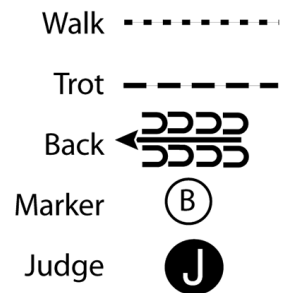
Show Date: May 19, 2018

www.HorseShowPatterns.com

www.HorseShowPatterns.com



1. Trot from A to C.
2. Stop and back to B.
3. Perform a 270 degree turn and walk to the Judge.
4. Stop and set up for inspection.
5. When dismissed perform a 90 degree turn and trot to line-up.



[S/2-14]

Pattern Provided by:

*Sherry Napier*

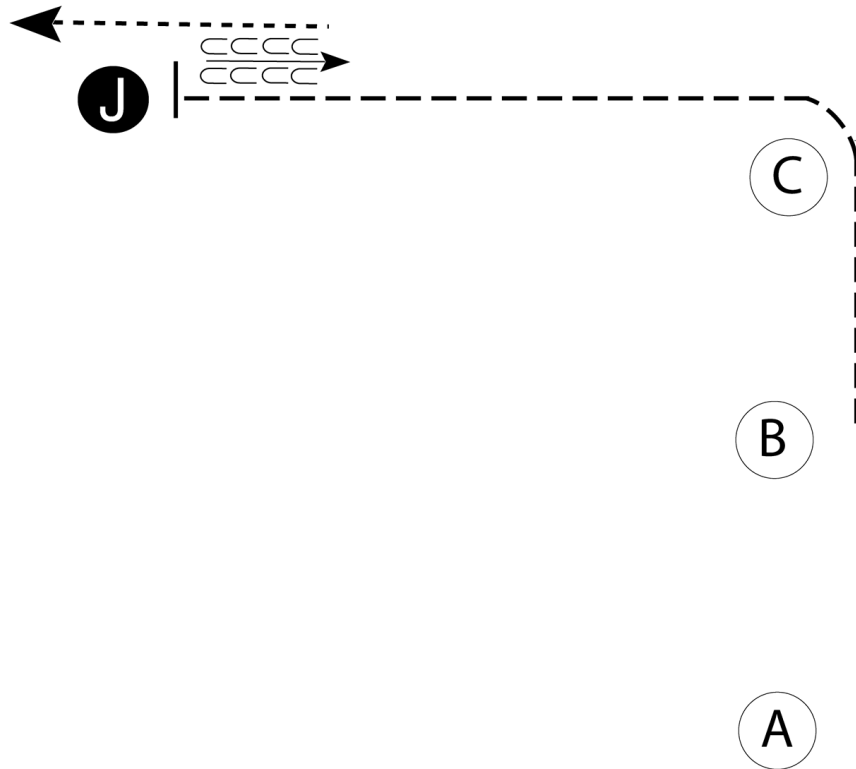
# Summit Co. Open Show - Ring A

## Leadline Showmanship E/W

Show Date: May 19, 2018

w w w . H o r s e S h o w P a t t e r n s . c o m

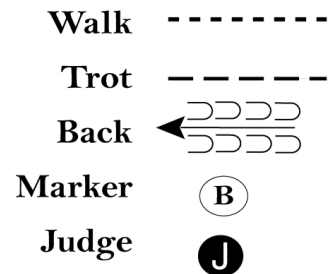
w w w . H o r s e S h o w P a t t e r n s . c o m



Be ready at A.

1. Walk to B.
2. Trot to and around C to judge.
3. Stop and set up for inspection.
4. When dismissed back approximately one horse length.
5. Turn slightly right and walk away.

Follow the instructions of your ring steward.



[S/WT-39]

Pattern Provided by:

*Sherry Napier*

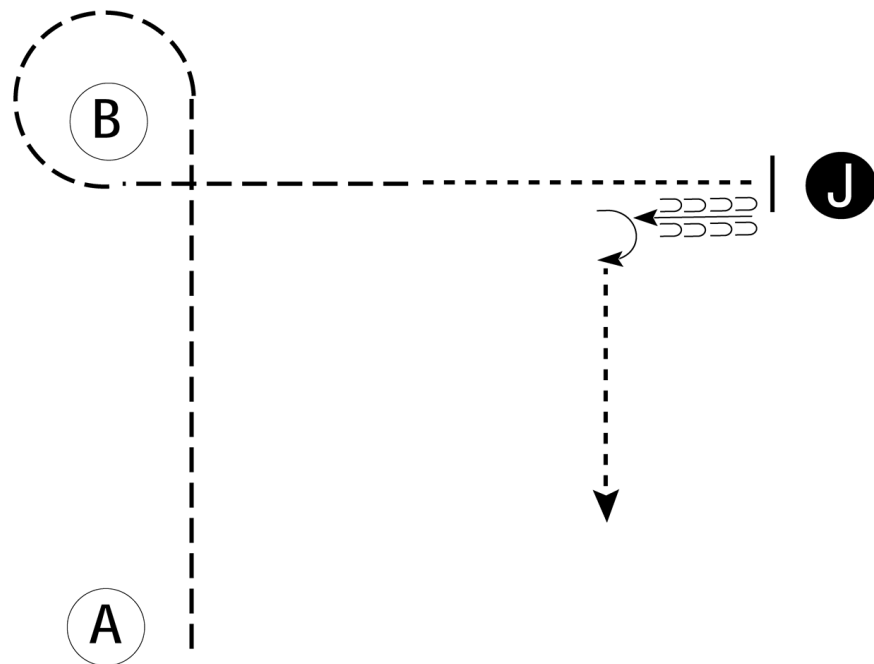
# Summit Co. Open Show - Ring A

## English Showmanship (ALL) & Small Equine Showmanship

Show Date: May 19, 2018

w w w . H o r s e S h o w P a t t e r n s . c o m

w w w . H o r s e S h o w P a t t e r n s . c o m



Be ready at A.

1. Trot from A to B.
2. Trot a tight circle around B.
3. Continue to trot halfway to judge.
4. Break to a walk and walk to judge.
5. Stop and set up for inspection.
6. When dismissed, back approximately one horse length.
7. Perform a 90 degree turn and walk away.

Follow the directions of your ring steward.

Walk	-----
Trot	- - - - -
Back	← ㄩ ㄩ ㄩ ㄩ ㄩ ㄩ ㄩ ㄩ
Marker	⊙ B
Judge	● J

[S/2-56]

Pattern Provided by:

*Sherry Napier*

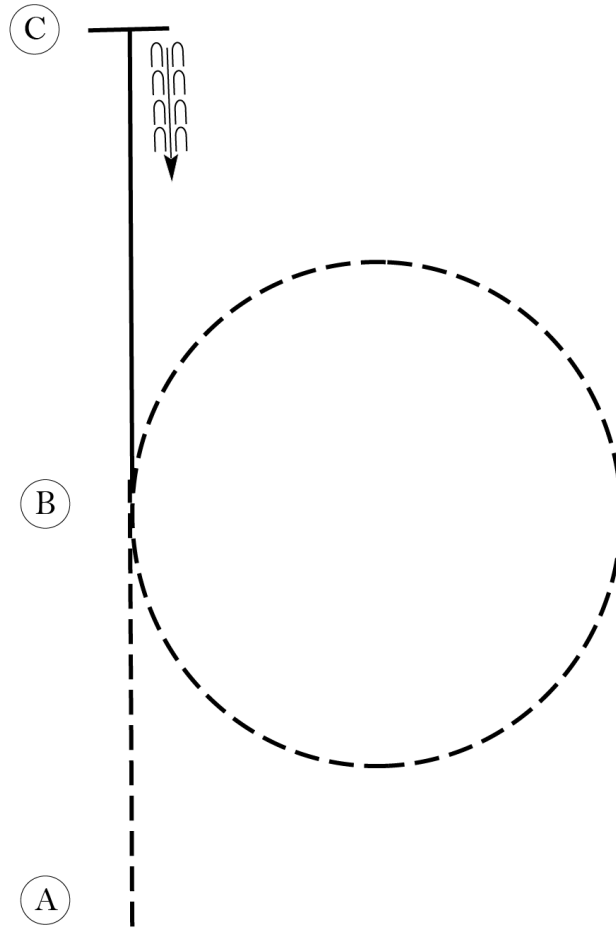
# Summit Co. Open Show - Ring A

## English Equitation (14 & Under / 15-18 / 19 & Over)

Show Date: May 19, 2018

w w w . H o r s e S h o w P a t t e r n s . c o m

w w w . H o r s e S h o w P a t t e r n s . c o m



Be ready before A.

1. Sitting trot A to B.
2. At B, posting trot circle to the right on proper diagonal.
3. At B, canter on the left lead to C.
4. Stop at C and back approximately one horse length.

Walk	-----
Trot	- - - - -
Extended Trot	— — — — —
Canter	—————
Leg Yield	
Lead Change	↙ ↘
Back	← ← ← ← ←
Marker	⊙
Sidepass	← — — — — →
Hand Gallop	—————

[HSE/1-2]

Pattern Provided by:

*Sherry Napier*

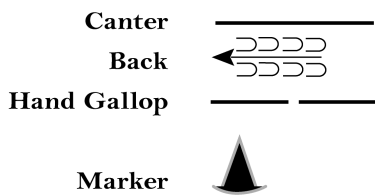
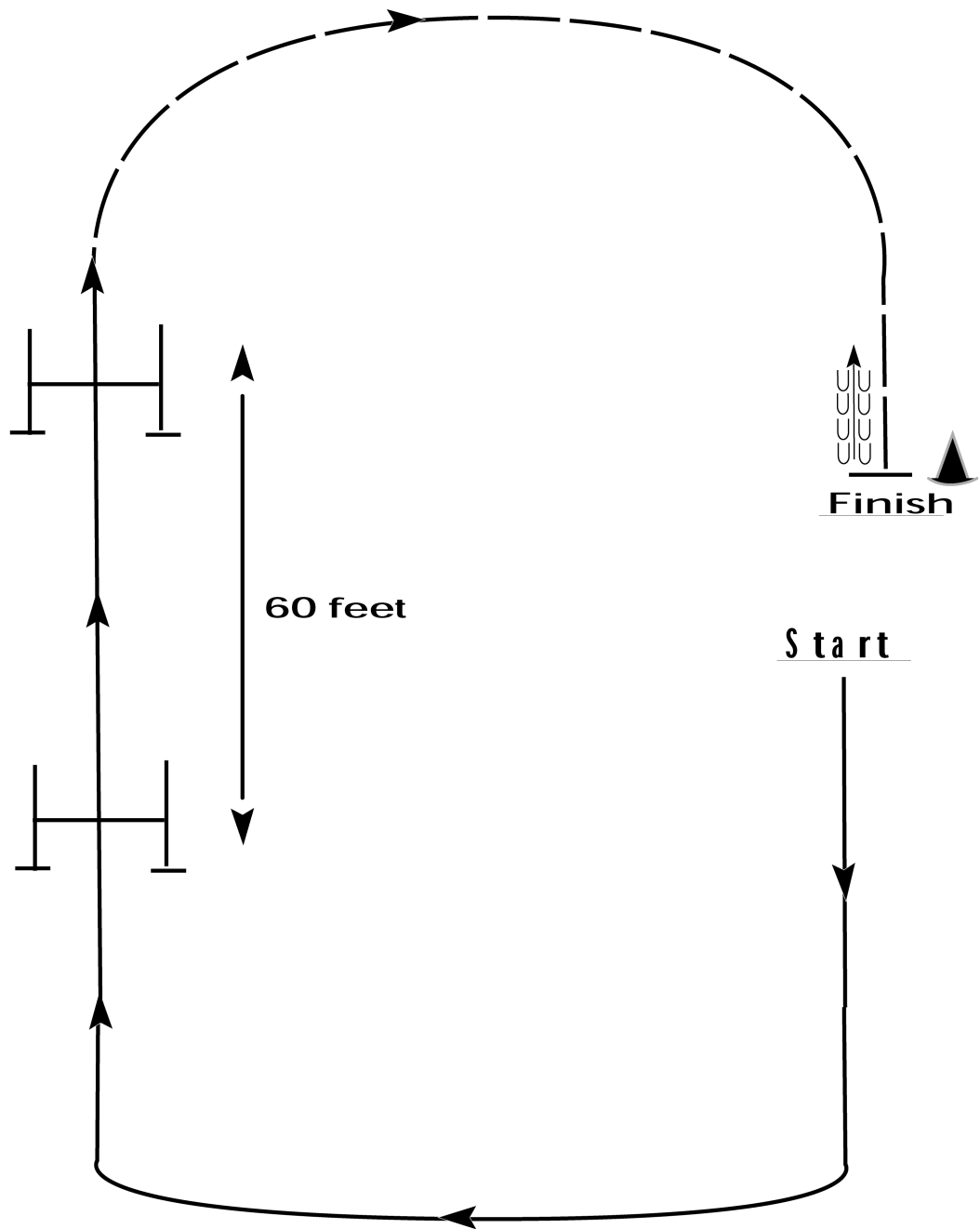
# Summit Co. Open Show - Ring A

## Hunter Hack

Show Date: May 19, 2018

www.HorseShowPatterns.com

www.HorseShowPatterns.com



1. Fences are set approximately 60 feet apart.
2. After 2nd fence, hand gallop to marker. Stop and back approximately one horse length.
3. Drop your reins to signify completion.

[HH/60-2]

Pattern Provided by:

*Sherry Napier*

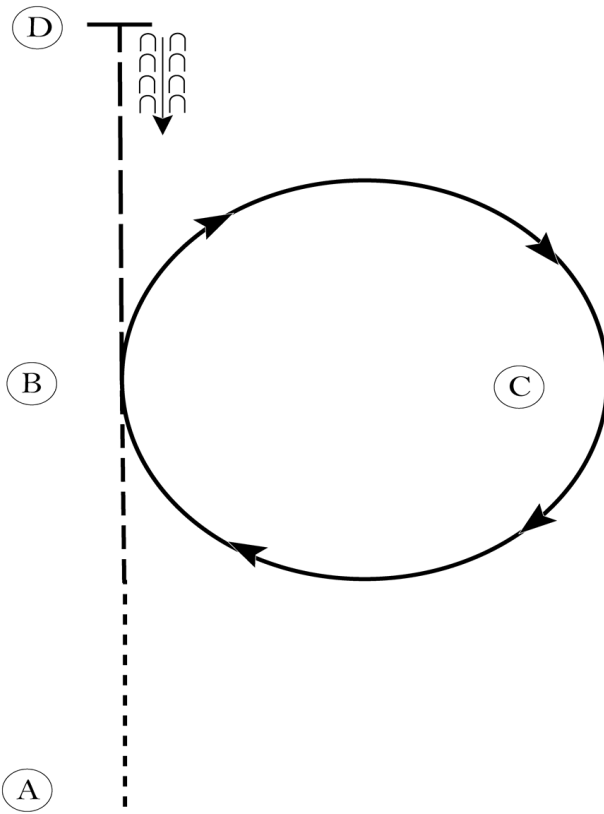
# Summit Co. Open Show - Ring A

## Western Horsemanship (14 & Under / 15-18 / 19 & Over)

Show Date: May 19, 2018

w w w . H o r s e S h o w P a t t e r n s . c o m

w w w . H o r s e S h o w P a t t e r n s . c o m



Be ready at A.

1. Walk halfway to B.
2. Jog to B.
3. Lope a circle on the right lead.
4. Extended jog from B to D.
5. Stop at D and back approximately one horse length.

Follow the instructions of your ring steward.

Walk	-----
Jog	-----
Extended Jog	-----
Lope	—————
Leg Yield	
Lead Change	— / —
Back	← ← ←
Marker	⊙ B
Sidepass	←-----→

[WH/1-40]

Pattern Provided by:

*Sherry Napier*