

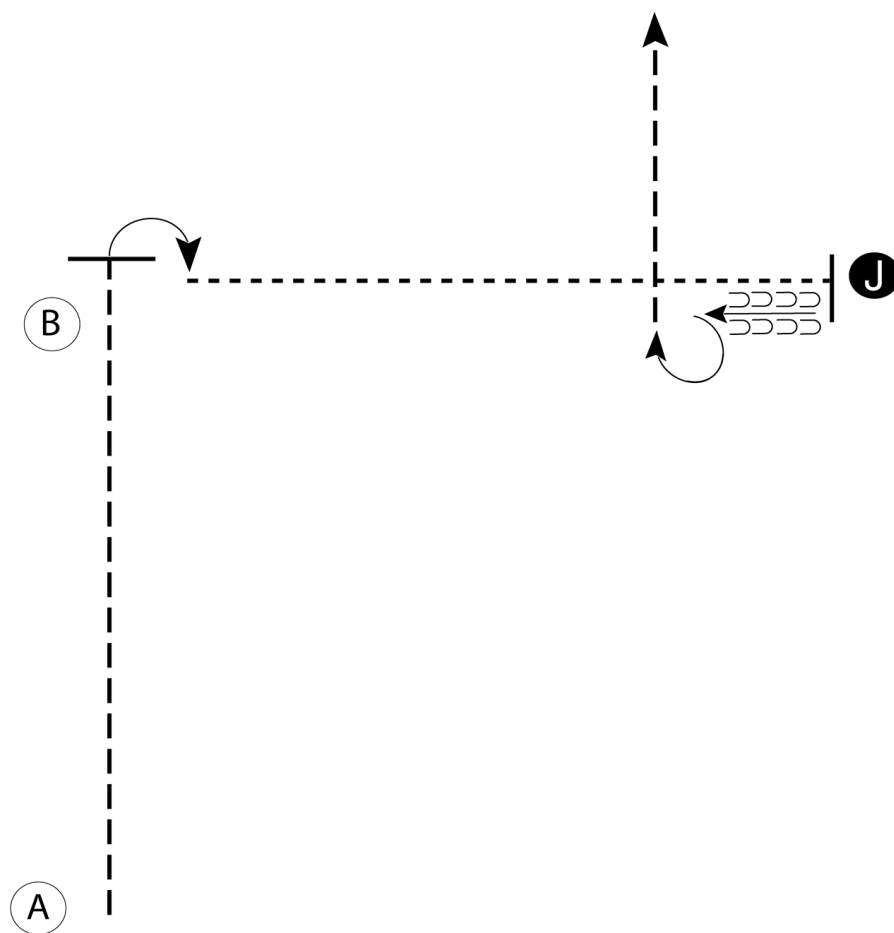
Summit County

Western & English Showmanship (14 & Under)

Show Date: 06-09-2018

w w w . H o r s e S h o w P a t t e r n s . c o m

w w w . H o r s e S h o w P a t t e r n s . c o m



1. Begin at A. Trot from A past B
2. Stop and perform a 90 degree turn
3. Walk to the Judge, stop and set up for inspection
4. When dismissed back one horse length and perform a 270 degree turn
5. Trot to the line-up

- | | |
|--------|-----------|
| Walk | ----- |
| Trot | - - - - - |
| Back | ← |
| Marker | ⓑ |
| Judge | ⓙ |

[S/1-14]

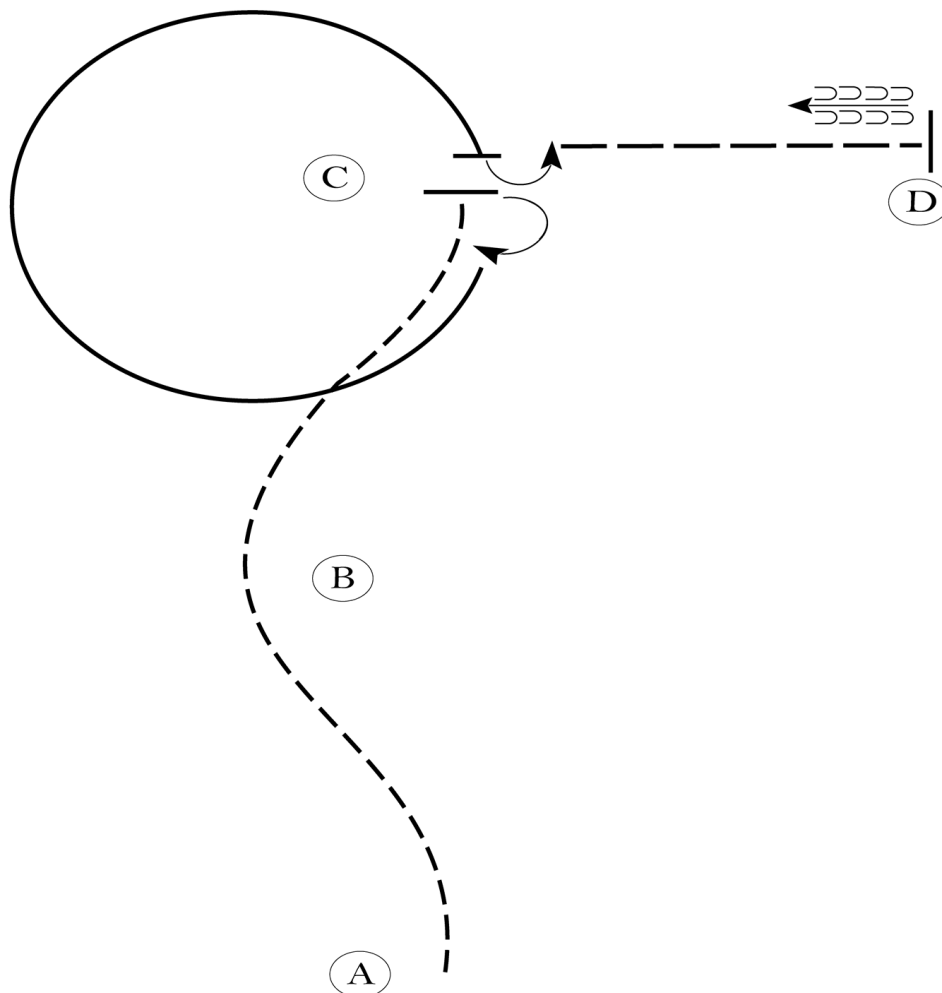
Pattern Provided by:

Skye Ford

Summit County

Western Horsemanship (15-18, 19 & Older)

Show Date: 06-09-2018



1. Jog A to C.
2. Stop at C and perform a 180 degree turn to the right
3. Lope a circle around C on the right lead.
4. Stop at C and perform a 90 degree turn to the left.
5. Extended jog to D.
6. Stop at D and back approximately one horse length.

Follow the instructions of your ring steward.

Walk	-----
Jog	-----
Extended Jog	-----
Lope	-----
Lead Change	-----
Back	←-----
Marker	(B)

[WH/1-1]

Pattern Provided by:

Skye Ford

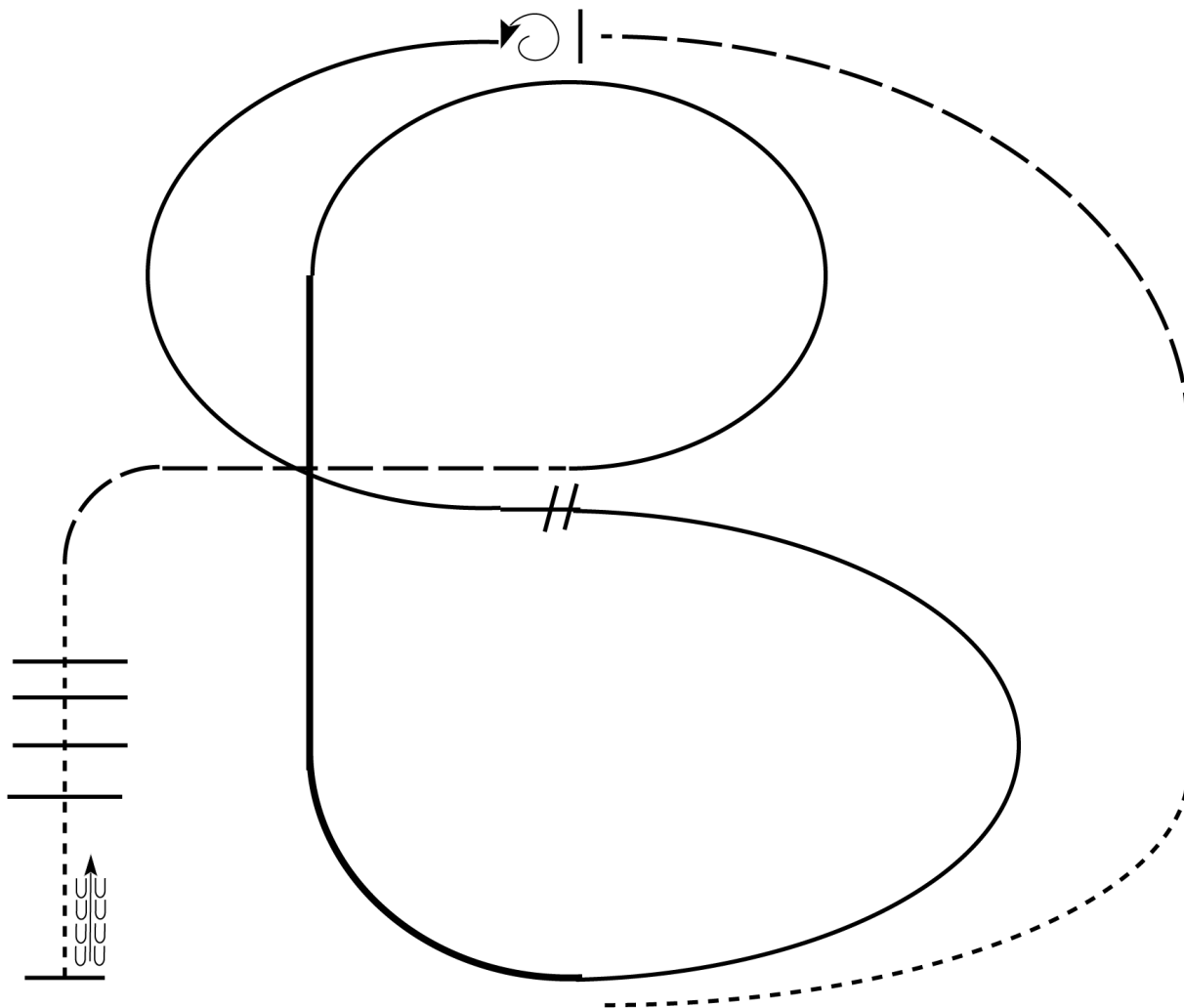
Summit County

Western Rotating Class (Ranch Riding - NO WT)

Show Date: 06-09-2018

w w w . H o r s e S h o w P a t t e r n s . c o m

w w w . H o r s e S h o w P a t t e r n s . c o m



1. Walk
2. Trot
3. Extend the trot, at the top of the arena, stop
4. 360 degree turn to the left
5. Left lead 1/2 circle, lope to the center
6. Change leads (simple or flying)
7. Right lead 1/2 circle
8. Extended lope up the long side of arena (right lead)
9. Collect back to a lope around the top of the arena and back to center
10. Break down to an extended trot
11. Walk over poles.
12. Stop and back

Walk	-----
Jog	- - - - -
Extended Jog	- - - - -
Lope	
Lead Change	///
Back	←
Marker	Ⓚ

[RR/1]

Pattern Provided by:

Skye Ford

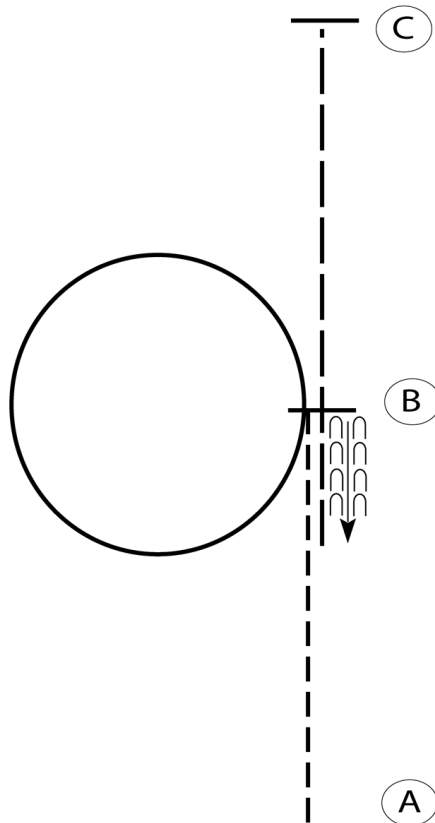
Summit County

Western Horsemanship (14 & Under)

Show Date: 06-09-2018

w w w . H o r s e S h o w P a t t e r n s . c o m

w w w . H o r s e S h o w P a t t e r n s . c o m



Be ready at A.

1. Jog from A to B.
2. Lope a circle to the left on the left lead.
3. Stop at B.
4. Back one horse length at B.
5. Extend the jog to C.
6. Stop at C.

Follow the instructions of your ring steward.

Walk	-----
Jog	- - - - -
Extended Jog	- - - - -
Lope	—————
Leg Yield	
Lead Change	— / —
Back	← C C C C C
Marker	Ⓚ
Sidepass	←-----→

[WH/1-18]

Pattern Provided by:

Skye Ford

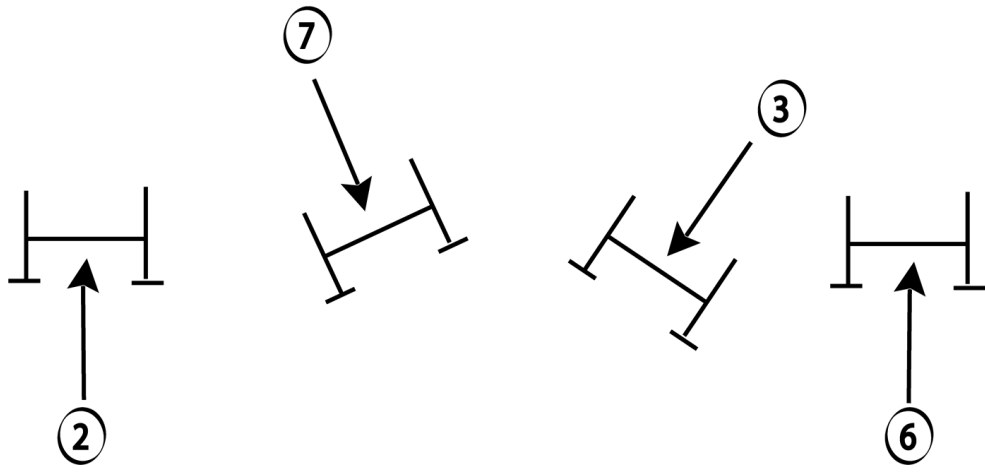
Summit County

English Rotating Class (Hunter Over Fences - NO WT)

Show Date: 06-09-2018

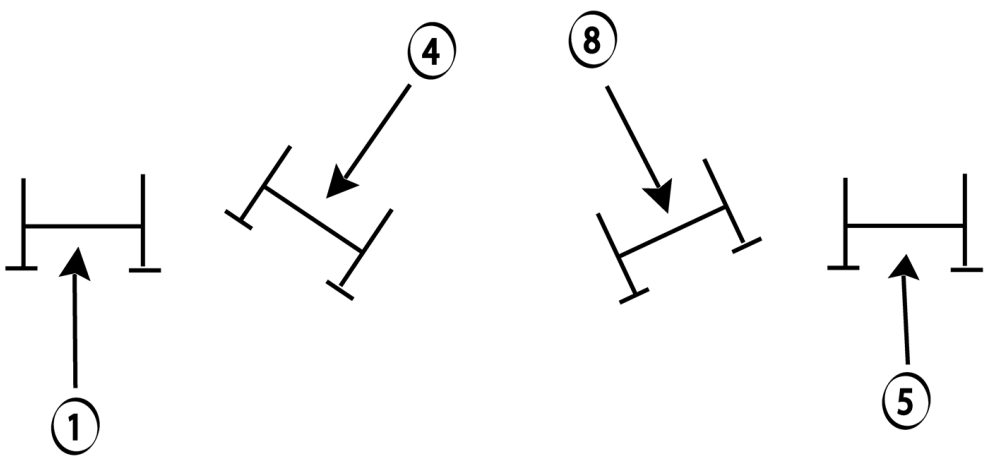
w w w . H o r s e S h o w P a t t e r n s . c o m

w w w . H o r s e S h o w P a t t e r n s . c o m



60 Feet

60 Feet



Pattern Provided by:
Skye Ford

[WH/O-2]

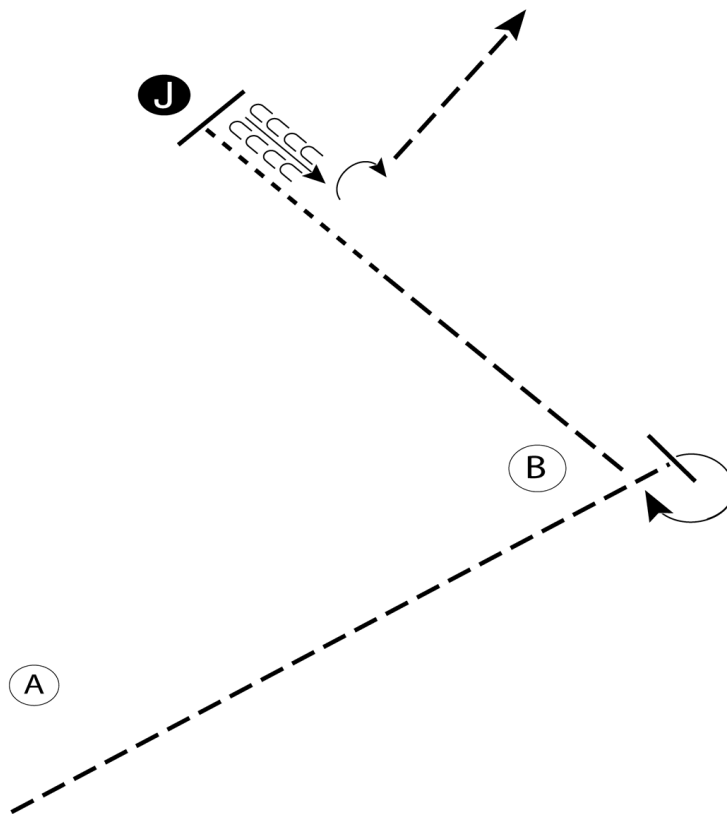
Summit County

Western & English Showmanship (15-18, 19 & Older)

Show Date: 06-09-2018

w w w . H o r s e S h o w P a t t e r n s . c o m

w w w . H o r s e S h o w P a t t e r n s . c o m



Be ready at A.

1. Trot past B and stop
 2. Perform a 270 degree turn
 3. Trot halfway to the Judge
 4. Break to the walk and walk to the Judge
 5. Stop and set up for inspection
 6. When dismissed back one horse length
 7. Perform a 90 degree turn and trot to the line-up
- Follow the instructions of your ring steward.

- Walk -----
- Trot - - - - -
- Back ←═══
- Marker (B)
- Judge (J)

[S/1-27]

Pattern Provided by:

Skye Ford

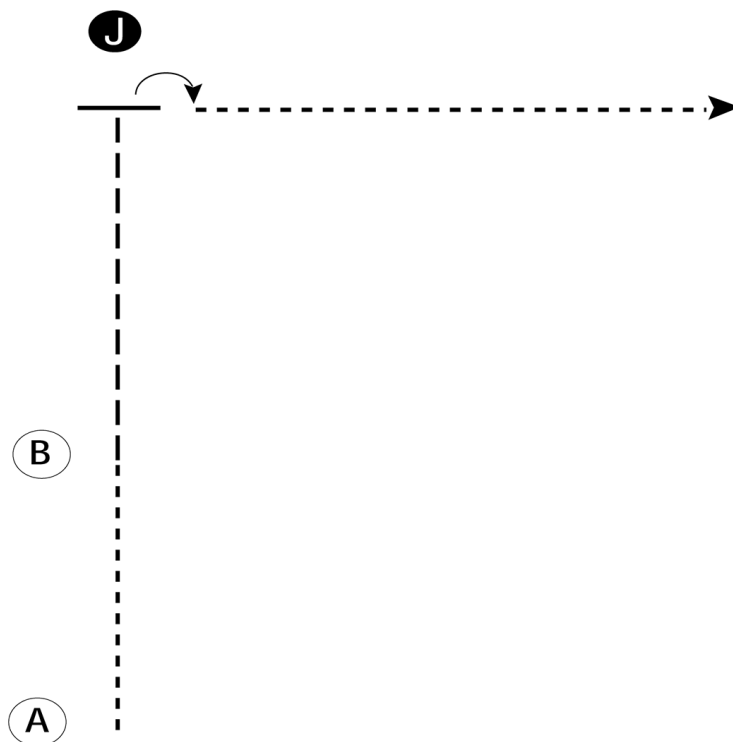
Summit County

Leadline Showmanship E/W

Show Date: 06-09-2018

w w w . H o r s e S h o w P a t t e r n s . c o m

w w w . H o r s e S h o w P a t t e r n s . c o m



Be ready at A.

1. Walk from A to B.
2. Trot from B to the judge.
3. Stop and set up for inspection.
4. When dismissed, turn 90 degrees.
5. Walk away from judge and follow the instructions of your ring steward.

Walk	-----
Trot	- - - - -
Back	←
Marker	(B)
Judge	(J)

[SWT-9]

Pattern Provided by:

Skye Ford

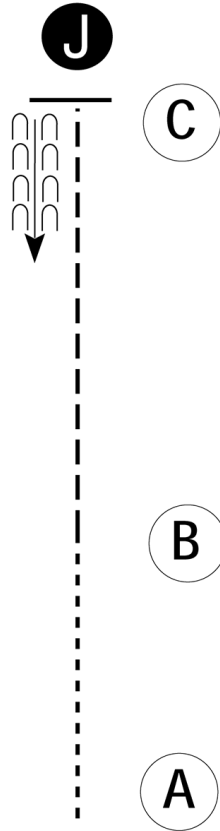
Summit County

Western & English Showmanship (All WT Classes - #6, #7, #8)

Show Date: 06-09-2018

w w w . H o r s e S h o w P a t t e r n s . c o m

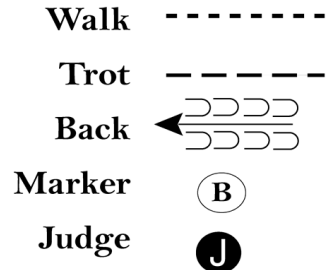
w w w . H o r s e S h o w P a t t e r n s . c o m



Be ready at A.

1. Walk to B.
2. Trot to C.
3. Stop and set up for inspection.
4. When dismissed, back approximately one horse length.

Follow the instructions of your ring steward.



[S/WT-41]

Pattern Provided by:

Skye Ford

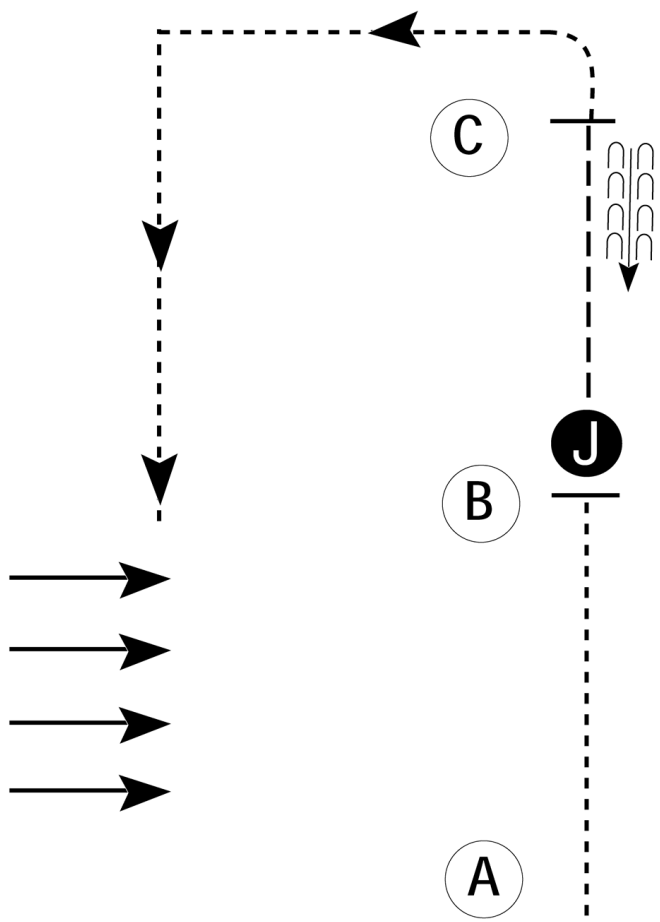
Summit County

Small Equine Showmanship (Open)

Show Date: 06-09-2018

w w w . H o r s e S h o w P a t t e r n s . c o m

w w w . H o r s e S h o w P a t t e r n s . c o m



Be ready at A.

1. Walk to the judge.
2. Stop and set up.
3. When dismissed, trot to C.
4. Stop and back 3 steps.
5. Walk to line up and set up.

Walk	-----
Trot	-----
Back	←←←←←
Marker	(B)
Judge	(J)

[MHP/S-10]

Pattern Provided by:
Skye Ford

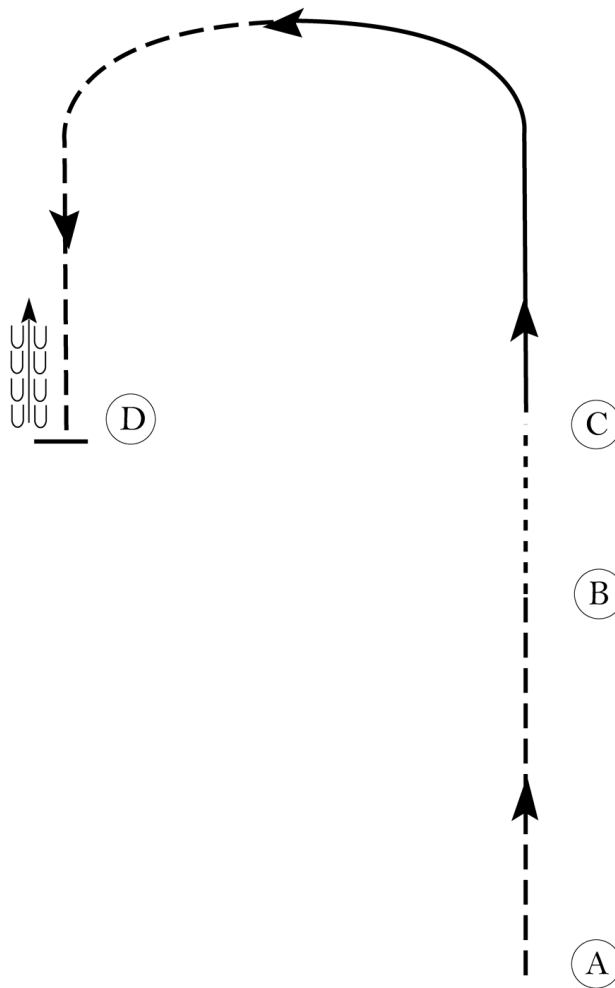
Summit County

English Equitation (14 & Under)

Show Date: 06-09-2018

w w w . H o r s e S h o w P a t t e r n s . c o m

w w w . H o r s e S h o w P a t t e r n s . c o m



Be ready at A.

1. Posting trot on the left diagonal from A to B.
2. Walk from B to C.
3. Left lead canter at C.
4. When at the top of the arc, transition to a posting trot on the right diagonal to D.
5. Stop and back approximately one horse length at D.

Exit at a sitting trot.

Walk
Trot	-----
Extended Trot	-----
Canter	—————
Leg Yield	
Lead Change	↘↙
Back	←←←←
Marker	(B)
Sidepass	←←←←
Hand Gallop	—————

[HSE/1-20]

Pattern Provided by:

Skye Ford

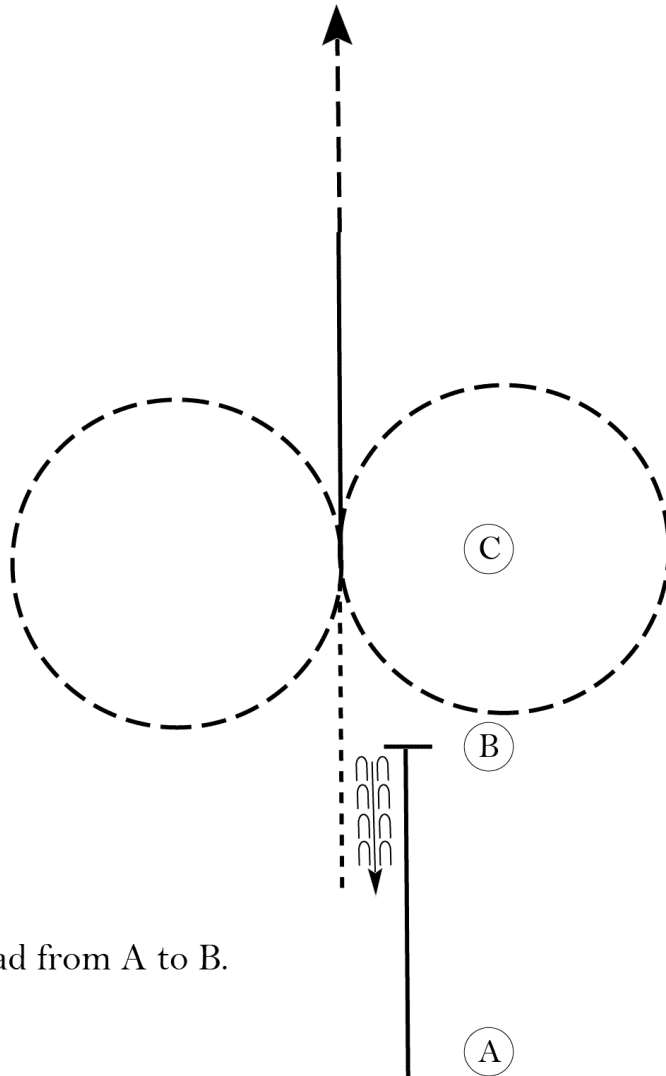
Summit County

English Equitation (15-18, 19 & Older)

Show Date: 06-09-2018

w w w . H o r s e S h o w P a t t e r n s . c o m

w w w . H o r s e S h o w P a t t e r n s . c o m



Be ready at A.

1. Canter on the left lead from A to B.
2. At B, stop and back.
3. Walk to C.
4. At C, trot a figure eight starting to the right.
5. At C, canter on the right lead.
6. Break to the trot and trot straight away.

Follow the instructions of your ring steward.

Walk	-----
Trot	- - - - -
Extended Trot	-----
Canter	—————
Leg Yield	
Lead Change	↘
Back	←←←←←
Marker	Ⓚ
Sidepass	←-----→
Hand Gallop	—————

[HSE/1-19]

Pattern Provided by:

Skye Ford